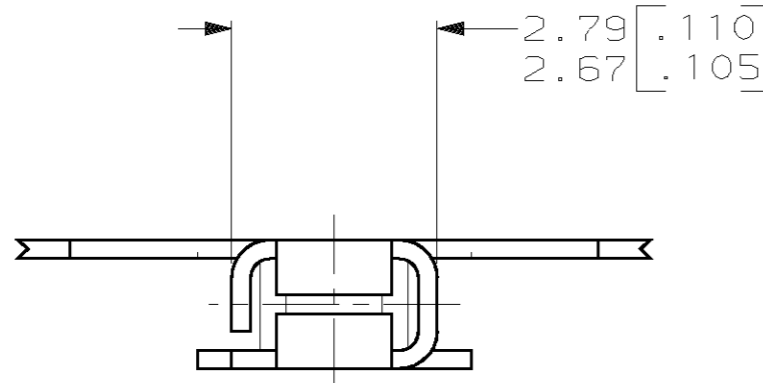
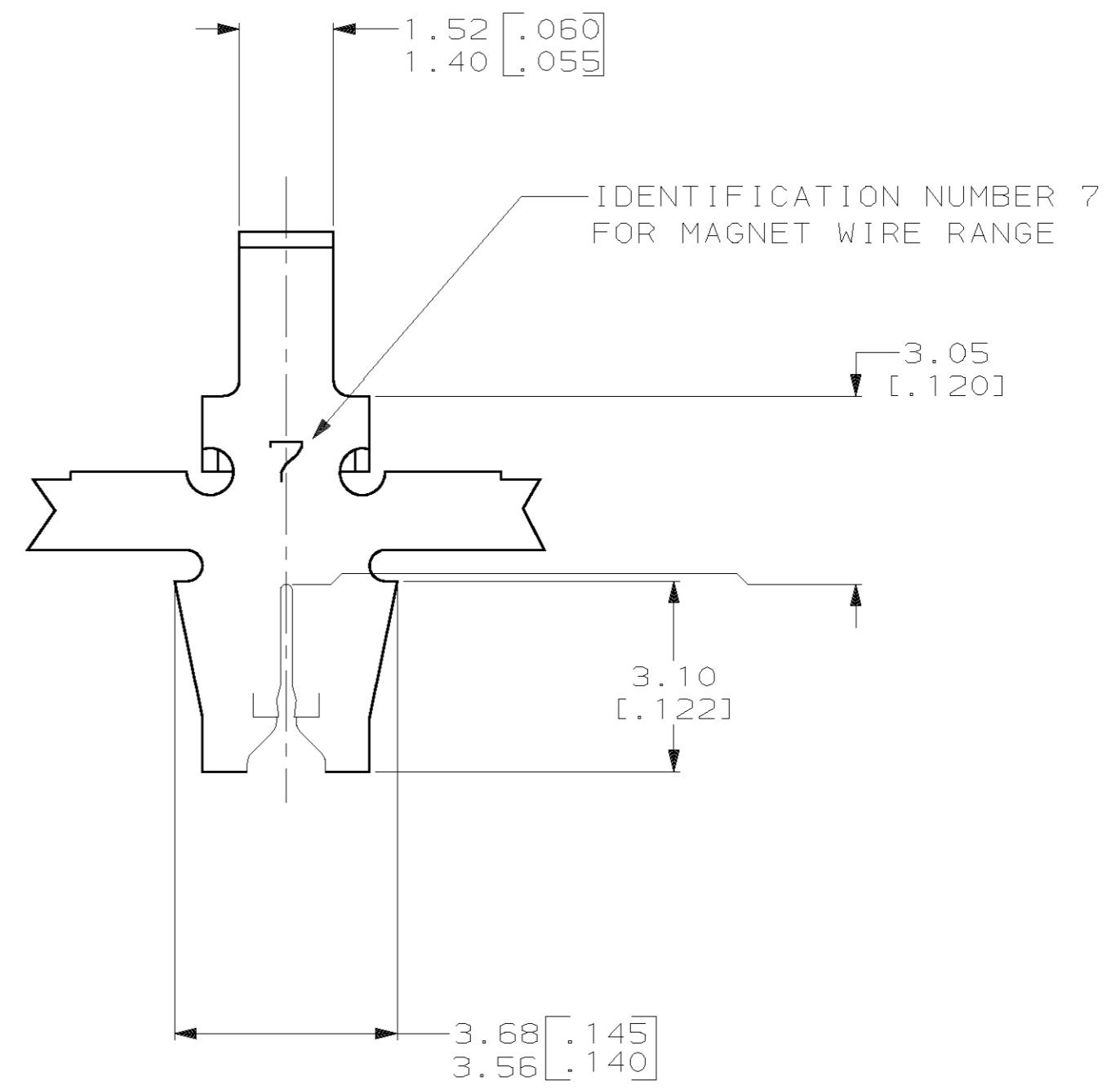
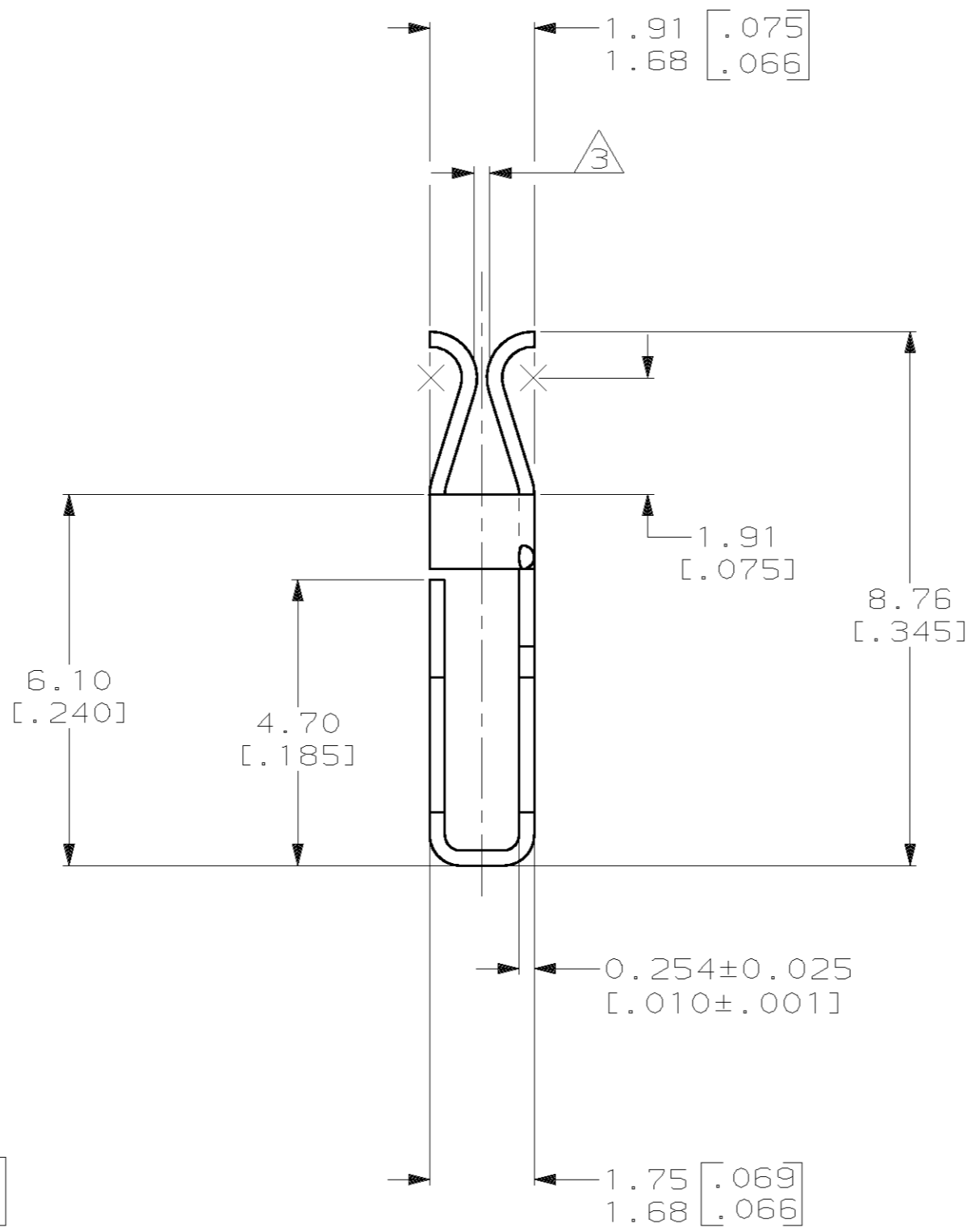
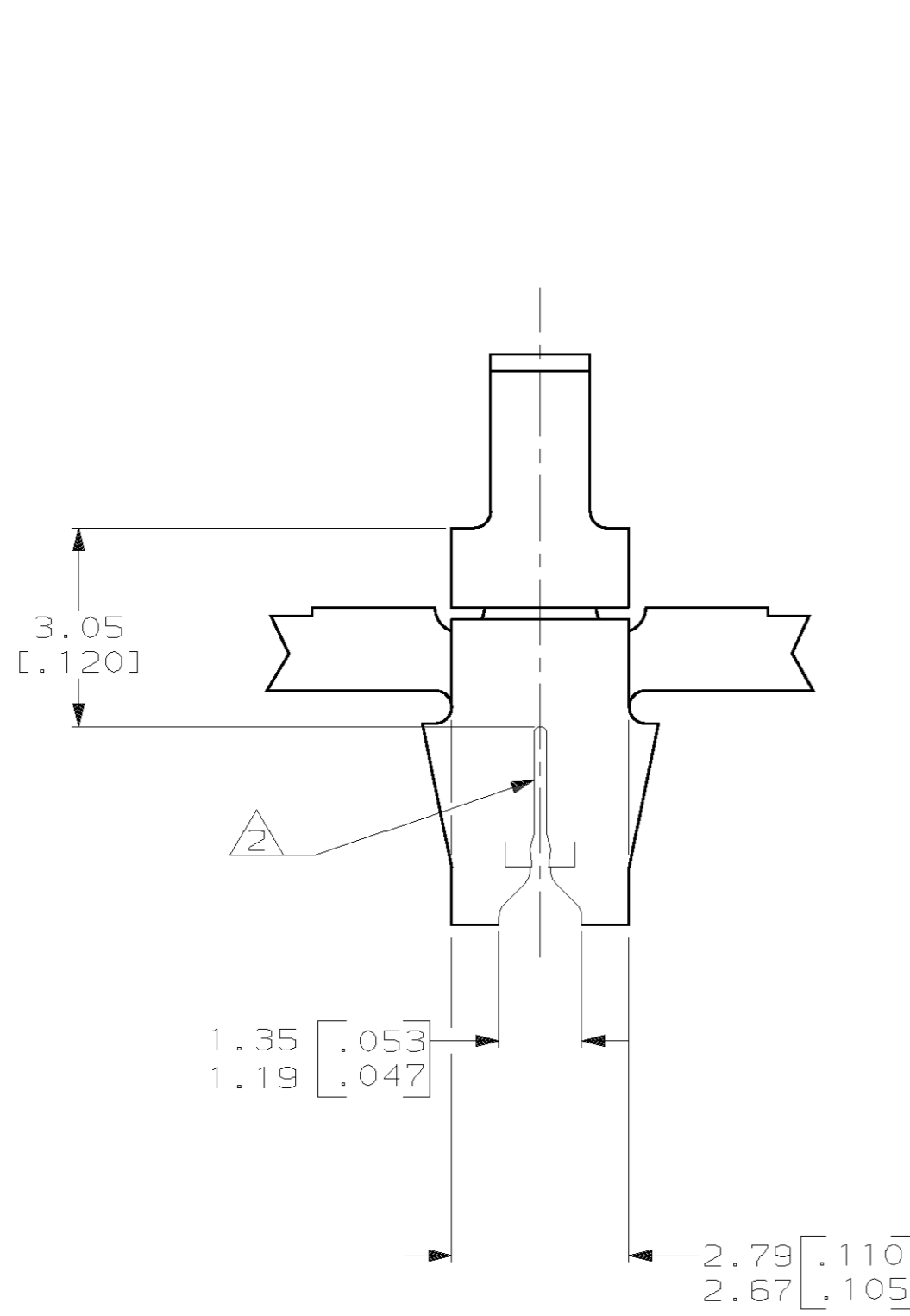


THIS DRAWING IS UNPUBLISHED. RELEASED FOR PUBLICATION .19
 © COPYRIGHT 19 BY AMP INCORPORATED. ALL RIGHTS RESERVED.

LOC		DIST		REVISIONS			
P	LTR	DESCRIPTION	DATE	DWN	APVD		
AF	50						
		C		REVISED STATUS PER 063A-0091-01	06FEB01	MF	KR



- 1 CONTINUOUS STRIP ON REELS WITH TERMINALS LOCATED ON 8.38±0.08 [.330±.003] CENTERS.
- 2 SLOT ACCEPTS EITHER A SINGLE OR DOUBLE MAGNET WIRE OF THE SAME SIZE AND TYPE. COPPER RANGE: 0.29-0.32mm [#29-#28] AWG.
- 3 FITS A 0.508±0.025 [.020±.001] THICK TAB.



1217458-1
PART NUMBER

THIS DRAWING IS A CONTROLLED DOCUMENT.		DWN MICHAEL S. FEHER 03AUG2000	AMP Incorporated Harrisburg, PA 17105-3608	
DIMENSIONS: mm (INCHES)		CHK KURT A. RANDOLPH 03AUG2000	AMP	
TOLERANCES UNLESS OTHERWISE SPECIFIED:		APVD KURT A. RANDOLPH 03AUG2000	RECEPTACLE, TAB, MAG-MATE™	
0 PLC ±- 1 PLC ±- 2 PLC ±0.25(.010) 3 PLC ±- 4 PLC ±- ANGLES ±-		PRODUCT SPEC 108-2012	SIZE A2	CAGE CODE 00779
MATERIAL H04 PHOS. BRONZE	FINISH 0.002032(.000080) MIN TIN	APPLICATION SPEC 97-1039-190	DRAWING NO 1217458	RESTRICTED TO -
CUSTOMER DRAWING		WEIGHT -	SCALE 10:1	SHEET 1 OF 1
		REV C		

1217458