

## Terminal Blocks With Electronic Components

Fitting electronic components into a terminal block assembly turns the terminal point into an active part of the installation. The free space within the terminal carrier can be sensibly used for displaying signals, for suppressing sparks or for signal conditioning. The Weidmüller program focuses on

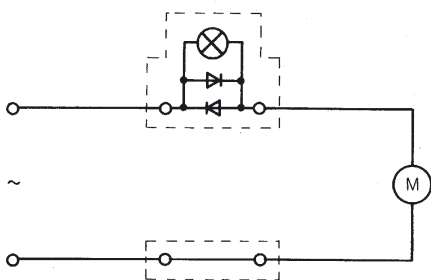
### Terminal blocks with LED indicators

to indicate switching statuses, messages and operating voltages. These signals simplify commissioning, monitoring operations, servicing and repairs of installations. Available are double terminals for monitoring voltages and currents, fuse terminals with failure indication and disconnect terminals which signalize open disconnect points. Different colored LEDs, glow lamps (low power consumption) or filament bulbs are used for signal indication.

Application example:

- **Monitoring of ventilation motors**

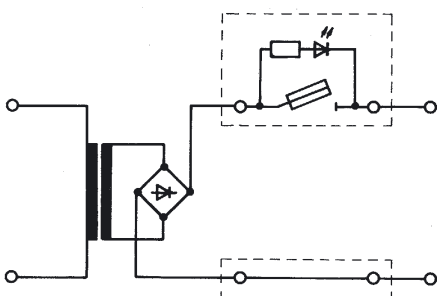
The indicated flow of current allows the operating status of the ventilator to be monitored.



Application example:

- **Fusing of a power supply module**

A lighted LED indicates the failure of the fuse, which causes a low residual current to flow through the terminal.



The fuse module EGS, page 286, enables status indication without residual currents.

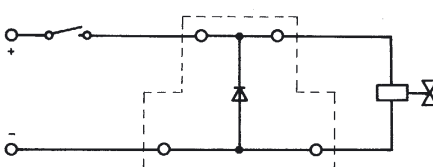
### Terminal blocks with diodes

for suppressing inductivity or linking signals.

Application example:

- **Spark suppression when DC valve is switched**

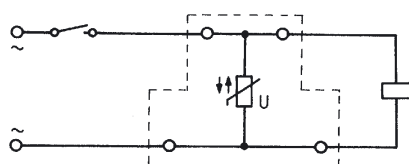
The electromagnetic energy stored in the coil fades through the diode on opening the contact.



Application example:

- **Protects contacts when an inductive AC load is switched**

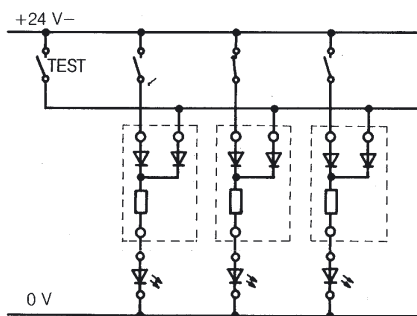
A varistor limits the peak voltage when load is switched off. This prevents arcing and related burning of the contacts.



Application example:

- **Test switch for LED display panels**

The series resistors for the LED are integrated in the terminal. Two diodes decouple control and test signals.

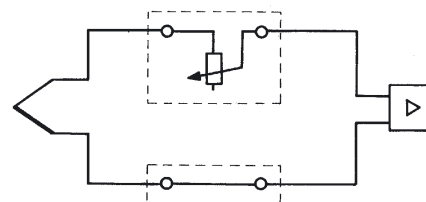


### Compensating Terminals

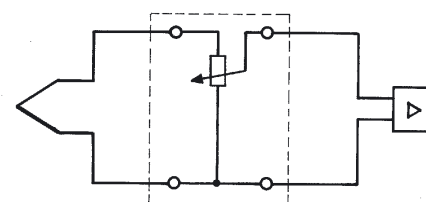
Different cable lengths and tolerances for the sensors in measurement, control and regulation technology require compensation of the circuits. A combination of a rail-mounted terminal and potentiometer is the solution: Type SAKL 4.

Application example:

- **Temperature measurement**



A further variation with a terminal block combination as voltage divider is available.



### Standards:

The following standards are fulfilled:

**DIN VDE EN 50178:**

Equipping power installations with electronic equipment

**DIN VDE 0110/79:**

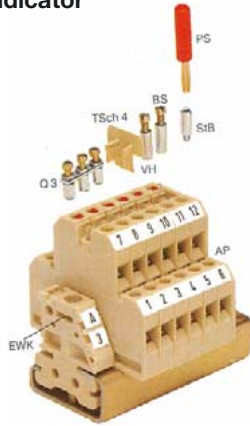
Rated insulation voltage

**DIN VDE 0611 T.1/IEC 60 947-7-1:**

Requirements placed on terminal blocks with or without screw terminal points.

# Terminal Blocks

## With indicator



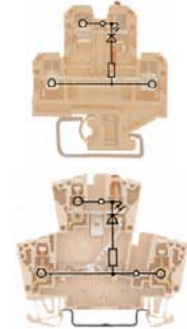
## DK 4 LD WDK 2.5 LD

DC voltage indicator



## DK 4 LD WDK 2.5 LD

DC voltage indicator




Dimension details DK 4/WDK 2.5									
Length	mm	50/69				50/69			
Height (incl. TS 32/TS 35x7.5)	mm	56.5/63				56.5/63			
Terminal width (+ assembly tolerance 0.2)	mm	6/5				6/5			
Insulation stripping length	mm	9/10				9/10			
Connection data									
Screw connection, flexible	DK 4	0.5...4 mm <sup>2</sup>				0.5...4 mm <sup>2</sup>			
Screw connection, flexible	WDK 2.5	0.5...2.5 mm <sup>2</sup>				0.5...2.5 mm <sup>2</sup>			
Conductor cross-section	DK 4	AWG 22...12				AWG 22...12			
Conductor cross-section	WDK 2.5	AWG 26...12				AWG 26...12			
VDE rated data									
Current of one-piece busbar		10 A				10 A			
Cross-section	DK 4	4 mm <sup>2</sup>				4 mm <sup>2</sup>			
Cross-section	WDK 2.5	2.5 mm <sup>2</sup>				2.5 mm <sup>2</sup>			
LED current		< 5 mA				< 5 mA			
Voltage									
		6 V-	24 V-	24 V-	60 V-	6 V-	24 V-	24 V-	60 V-
Indicator (other versions on request)		LED	red	red	green	red	red	green	red
Ordering data									
Type		DK 4 LD/32	DK 4 LD/32	DK 4 LD/32	DK 4 LD/32	DK 4 LD/32	DK 4 LD/32	DK 4 LD/32	DK 4 LD/32
Cat. No.	for TS 32	<b>0582860000</b>	<b>0495360000</b>	<b>0686360000</b>	<b>0643360000</b>	<b>0582960000</b>	<b>0474460000</b>	<b>0646560000</b>	<b>0639660000</b>
Type		DK 4 LD/35	DK 4 LD/35	DK 4 LD/35	DK 4 LD/35	DK 4 LD/35	DK 4 LD/35	DK 4 LD/35	DK 4 LD/35
Cat. No.	for TS 35	<b>0395360000</b>	<b>0539060000</b>	<b>0395460000</b>	<b>0395560000</b>	<b>0395660000</b>	<b>0539160000</b>	<b>0395760000</b>	<b>0395860000</b>
Type			WDK 2.5 LD	WDK 2.5 LD			WDK 2.5 LD	WDK 2.5 LD	
Cat. No.	for TS 35		<b>8023630000</b>	<b>8010040000</b>			<b>1023600000</b>	<b>8023610000</b>	
Accessories DK 4		Type	Cat. No.	Qty.	Type	Cat. No.	Qty.		
Mounting rail (2 m lengths)	<b>TS 32</b>	TS 32	<b>0122800000</b>	-	TS 32	<b>0122800000</b>	-		
	<b>TS 35</b>	TS 35	<b>0383400000</b>	-	TS 35	<b>0383400000</b>	-		
End bracket (thickness mm)	for TS 32 <b>EWK 1</b> (8.5)	EWK 1	<b>0206160000</b>	50	EWK 1	<b>0206160000</b>	50		
	for TS 35 <b>EW 35</b> (8.5)	EW 35	<b>0383560000</b>	50	EW 35	<b>0383560000</b>	50		
End plate (thickness mm)	<b>AP PA</b> (1.5)	AP PA	<b>0359260000</b>	20	AP PA	<b>0359260000</b>	20		
Small partition	<b>TSch 4</b>	TSch4	<b>0363360000</b>	100	TSch4	<b>0363360000</b>	100		
Socket contact for test plug		StB 8.5	<b>0215700000</b>	50	StB 8.5	<b>0215700000</b>	50		
Test plug (pin diameter ø 2.3 mm)		PS	<b>0180400000</b>	20	PS	<b>0180400000</b>	20		
Cross-connector (pre-assembled)	2-pole	Q 2	<b>0336400000</b>	50	Q 2	<b>0336400000</b>	50		
	3-pole	Q 3	<b>0336500000</b>	50	Q 3	<b>0336500000</b>	50		
	4-pole	Q 4	<b>0336600000</b>	50	Q 4	<b>0336600000</b>	50		
	10-pole	Q 10	<b>0368600000</b>	20	Q 10	<b>0368600000</b>	20		
Switchable cross-connecting link		VL 2	<b>0446700000</b>	50	VL 2	<b>0446700000</b>	50		
Connection sleeve		VH 10	<b>0446600000</b>	100	VH 10	<b>0446600000</b>	100		
Fixing screw		BS M 2.5x14	<b>0266800000</b>	100	BS M 2.5x14	<b>0266800000</b>	100		
Cross-connecting bridge		QB 2 <sup>1)</sup>	<b>0482700000</b>	100	QB 2 <sup>1)</sup>	<b>0482700000</b>	100		
		QB 3 <sup>1)</sup>	<b>0482800000</b>	50	QB 3 <sup>1)</sup>	<b>0482800000</b>	50		
		QB 4 <sup>1)</sup>	<b>0482900000</b>	50	QB 4 <sup>1)</sup>	<b>0482900000</b>	50		
		QB 75 bare	<b>0526400000</b>	10	QB 75 bare	<b>0526400000</b>	10		
		Insulating profile	<b>0526700000</b>	-	Insulating profile	<b>0526700000</b>	-		

<sup>1)</sup>When using QB conductor connection, max. 2.5 mm<sup>2</sup>

**DK 4 LD**

DC **voltage** indicator



50
56.5
6
9
0.5...4 mm <sup>2</sup>
0.5...2.5 mm <sup>2</sup>
AWG 22...12
-
10 A
4 mm <sup>2</sup>
-
< 5 mA
24 V~ 24 V~
red green

DK 4 LD/32 DK 4 LD/32  
**0210160000 0210360000**


DK 4 LD/35 DK 4 LD/35  
**0210260000 0210460000**

WDK 2.5 LD WDK 2.5 LD  
**8019050000 8161430000**

Type	Cat. No.	Qty.
TS 32	<b>0122800000</b>	-
TS 35	<b>0383400000</b>	-
EWK 1	<b>0206160000</b>	50
EW 35	<b>0383560000</b>	50
AP PA	<b>0359260000</b>	20
TSch 4	<b>0363360000</b>	100
StB 8.5	<b>0215700000</b>	50
PS	<b>0180400000</b>	20
Q 2	<b>0336400000</b>	50
Q 3	<b>0336500000</b>	50
Q 4	<b>0336600000</b>	50
Q 10	<b>0368600000</b>	20
VL 2	<b>0446700000</b>	50
VH 10	<b>0446600000</b>	100
BS M 2.5x14	<b>0266800000</b>	100
QB 2 <sup>1)</sup>	<b>0482700000</b>	100
QB 3 <sup>1)</sup>	<b>0482800000</b>	50
QB 4 <sup>1)</sup>	<b>0482900000</b>	50
QB 75 bare	<b>0526400000</b>	10
Insulation profile	<b>0526700000</b>	-

**DK 4 LD**

DC **voltage** indicator



50
56.5
6
9
0.5...4 mm <sup>2</sup>
0.5...2.5 mm <sup>2</sup>
AWG 22...12
-
10 A
4 mm <sup>2</sup>
-
< 5 mA
24 V~ 24 V~
red green

DK 4 LD/32 DK 4 LD/32  
**0209760000 0209960000**

DK 4 LD/35 DK 4 LD/35  
**0209860000 0210060000**

Type	Cat. No.	Qty.
TS 32	<b>0122800000</b>	-
TS 35	<b>0383400000</b>	-
EWK 1	<b>0206160000</b>	50
EW 35	<b>0383560000</b>	50
AP PA	<b>0359260000</b>	20
TSch 4	<b>0363360000</b>	100
StB 8.5	<b>0215700000</b>	50
PS	<b>0180400000</b>	20
Q 2	<b>0336400000</b>	50
Q 3	<b>0336500000</b>	50
Q 4	<b>0336600000</b>	50
Q 10	<b>0368600000</b>	20
VL 2	<b>0446700000</b>	50
VH 10	<b>0446600000</b>	100
BS M 2.5x14	<b>0266800000</b>	100
QB 2 <sup>1)</sup>	<b>0482700000</b>	100
QB 3 <sup>1)</sup>	<b>0482800000</b>	50
QB 4 <sup>1)</sup>	<b>0482900000</b>	50
QB 75 bare	<b>0526400000</b>	10
Insulation profile	<b>0526700000</b>	-

**DK 4 LD  
WDK 2.5 LD**

Alternating **voltage** indicator



50/69
56.5/63
6/5
9/10
0.5...4 mm <sup>2</sup>
0.5...2.5 mm <sup>2</sup>
AWG 22...12
AWG 26...12
10 A
4 mm <sup>2</sup>
2.5 mm <sup>2</sup>
< 5 mA
24 V~ 48 V~ 115 V~ 230 V~
red red red red

DK 4 LD/32 DK 4 LD/32 DK 4 LD/32 DK 4 LD/32  
**0495460000 0632860000 0586560000 1111460000**

DK 4 LD/35 DK 4 LD/35 DK 4 LD/35 DK 4 LD/35  
**0395960000 0396060000 0396160000 1111560000**

WDK 2.5 LD WDK 2.5 LD  
**8006320000 8013140000**

Type	Cat. No.	Qty.
TS 32	<b>0122800000</b>	-
TS 35	<b>0383400000</b>	-
EWK 1	<b>0206160000</b>	50
EW 35	<b>0383560000</b>	50
AP PA	<b>0359260000</b>	20
TSch 4	<b>0363360000</b>	100
StB 8.5	<b>0215700000</b>	50
PS	<b>0180400000</b>	20
Q 2	<b>0336400000</b>	50
Q 3	<b>0336500000</b>	50
Q 4	<b>0336600000</b>	50
Q 10	<b>0368600000</b>	20
VL 2	<b>0446700000</b>	50
VH 10	<b>0446600000</b>	100
BS M 2.5x14	<b>0266800000</b>	100
QB 2 <sup>1)</sup>	<b>0482700000</b>	100
QB 3 <sup>1)</sup>	<b>0482800000</b>	50
QB 4 <sup>1)</sup>	<b>0482900000</b>	50
QB 75 bare	<b>0526400000</b>	10
Insulating profile	<b>0526700000</b>	-

**DK 4 LD  
WDK 2.5 GL**

Alternating **voltage** indicator



50/69
56.5/63
6/5
9/10
0.5...4 mm <sup>2</sup>
0.5...2.5 mm <sup>2</sup>
AWG 22...12
AWG 26...12
10 A
4 mm <sup>2</sup>
2.5 mm <sup>2</sup>
< 5 mA
115 V~ 230 V~
Glow lamp

DK 4GL/32 DK 4 GL/32  
**0569560000 0509560000**

DK 4 GL/35 DK 4 GL/35  
**0396260000 0663160000**

WDK 2.5 GL  
**8013840000**

Type	Cat. No.	Qty.
TS 32	<b>0122800000</b>	-
TS 35	<b>0383400000</b>	-
EWK 1	<b>0206160000</b>	50
EW 35	<b>0383560000</b>	50
AP PA	<b>0359260000</b>	20
TSch 4	<b>0363360000</b>	100
QB 2 <sup>1)</sup>	<b>0482700000</b>	100
QB 3 <sup>1)</sup>	<b>0482800000</b>	50
QB 4 <sup>1)</sup>	<b>0482900000</b>	50
QB 75 bare	<b>0526400000</b>	10
Insulation profile	<b>0526700000</b>	-

**DK 4 Q GL**

Alternating **voltage** indicator



50
56.5
6
9
0.5...4 mm <sup>2</sup>
0.5...4 mm <sup>2</sup>
AWG 22...12
-
10 A
4 mm <sup>2</sup>
-
< 5 mA
230~
Glow lamp

DK 4 Q GL/35  
**1120260000**

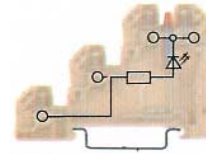
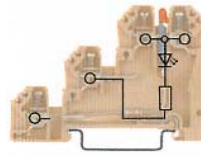
Type	Cat. No.	Qty.
TS 35	<b>0383400000</b>	-
EWK 1	<b>0206160000</b>	50
EW 35	<b>0383560000</b>	50
TSch 4	<b>0363360000</b>	100
QB 2 <sup>1)</sup>	<b>0482700000</b>	100
QB 3 <sup>1)</sup>	<b>0482800000</b>	50
QB 4 <sup>1)</sup>	<b>0482900000</b>	50
QB 75 bare	<b>0526400000</b>	10
Insulation profile	<b>0526700000</b>	-


# Terminal Blocks

## With indicator

## DLI 2.5 LD/35 PNP

## DLI 2.5 LD/35 NPN




Dimensions							
Length	mm	65		65			
Height (incl. TS 32/TS 35x7.5)	mm	-/49		-/49			
Terminal width (+ assembly tolerance 0.2)	mm	6		6			
Insulation stripping length	mm	7		7			
Connection data							
Screw connection, solid core		0.5...2.5 mm <sup>2</sup>		0.5...2.5 mm <sup>2</sup>			
Screw connection, flexible		0.5...2.5 mm <sup>2</sup>		0.5...2.5 mm <sup>2</sup>			
Conductor cross-section		AWG 22...14		AWG 22...14			
VDE rated data							
Current of through-busbar		20 A		20 A			
Cross-section		2.5 mm <sup>2</sup>		2.5 mm <sup>2</sup>			
Permissible current range		-		-			
LED current		< 5 mA		< 5 mA			
<b>Voltage</b> other versions on request		5...30 V-		5...30 V-			
Ordering data		Type	Cat. No.	Type	Cat. No.		
	for TS 35 	DLI 2.5 LD/35 PNP		DLI 2.5 LD/35 NPN			
	LED red		<b>1578510000</b>		<b>1578550000</b>		
	LED green		<b>1578520000</b>		<b>1578560000</b>		
Block of 10 (with built-in cross-connections)							
	LED red		<b>1578530000</b>				
	LED green		<b>1578540000</b>				
Accessories		Type	Cat. No.	Qty.	Type	Cat. No.	Qty.
Mounting rail (2 m lengths)		-	-	-	-	-	-
End bracket (thickness mm)		TS 35	<b>0383400000</b>	-	TS 35	<b>0383400000</b>	-
	for TS 35 <b>EW 35</b> (8.5)	EW 35 (8.5)	<b>0383560000</b>	50	EW 35 (8.5)	<b>0383560000</b>	50
End plate (thickness mm)	<b>AP PA</b> (1.5)	AP PA	<b>1313260000</b>	20	AP PA	<b>1313260000</b>	20
Cross-connector (pre-assembled)	2-pole	Q 2	<b>1312500000</b>	50	Q 2	<b>1312500000</b>	50
	3-pole	Q 3	<b>1312600000</b>	50	Q 3	<b>1312600000</b>	50
	4-pole	Q 4	<b>1312700000</b>	50	Q 4	<b>1312700000</b>	50
	10-pole	Q 10	<b>1313100000</b>	20	Q 10	<b>1313100000</b>	20
Connection sleeve		VH 3.8	<b>1345800000</b>	100	VH 3.8	<b>1345800000</b>	100
Cross-connection bracket		QL 2	<b>029720</b>	100	QL 2	<b>0297200000</b>	100

# Terminal Blocks

## With diodes

(other versions on request)



### Dimension details DK 4/WDK 2.5

Length	mm	50/69
Height (incl. TS 32/TS 35x7.5)	mm	56.5/63
Terminal width (+ assembly tolerance 0.2)	mm	6/5
Insulation stripping length	mm	9/10

Connection data	
Screw connection, flexible	DK 4
Screw connection, flexible	WDK 2.5
Conductor cross-section	DK 4
Conductor cross-section	WDK 2.5

VDE rated data	
Voltage	380 V~
Diode reverse voltage	1000 V
Diode current	1 A
Current of through-basbar	10 A

Diode	1 N 4007
-------	----------

### Terminal colour

### Ordering data

Type	DK 4 D/32
Cat. No.	for TS 32 <b>0544660000</b>

Type	DK 4 D/35
Cat. No.	for TS 35 <b>0396360000</b>

Type	WDK 2.5 D
Cat. No.	for TS 35 <b>8025610000</b>

### Accessories DK 4<sup>1)</sup>

Mounting rail (2 m lengths)	<b>TS 32</b>
	<b>TS 35</b>
End bracket (thickness mm)	for TS 32 <b>EWK 1</b> (8.5)
	for TS 35 <b>EW 35</b> (8.5)
End plate (thickness mm)	<b>AP PA</b> (1.5)
Small partition	<b>TSch 4</b>
Socket contact for test plug	
Test plug (pin diameter ø 2.3 mm)	
Cross-connector (pre-assembled)	2-pole
	3-pole
	4-pole
	10-pole
Switchable cross-connecting link	
Connection sleeve	
Fixing screw	
Cover plate	
Fixing screw (plastic)	
Cross-connecting bridge	

## DK 4 D WDK 2.5 D

Diode terminal, i.e. as reverse voltage protection



Length	mm	50/69
Height (incl. TS 32/TS 35x7.5)	mm	56.5/63
Terminal width (+ assembly tolerance 0.2)	mm	6/5
Insulation stripping length	mm	9/10

Connection data	
Screw connection, flexible	DK 4
Screw connection, flexible	WDK 2.5
Conductor cross-section	DK 4
Conductor cross-section	WDK 2.5

VDE rated data	
Voltage	380 V~
Diode reverse voltage	1000 V
Diode current	1 A
Current of through-basbar	10 A

Diode	1 N 4007
-------	----------

### Terminal colour

beige

Type	DK 4 D/32
Cat. No.	<b>0544660000</b>

Type	DK 4 D/35
Cat. No.	<b>0396360000</b>

Type	WDK 2.5 D
Cat. No.	<b>8025610000</b>

Type	Cat. No.	Qty.
TS 32	<b>0122800000</b>	-
TS 35	<b>0383400000</b>	-
EWK 1	<b>0206160000</b>	50
EW 35	<b>0383560000</b>	-
AP PA	<b>0359260000</b>	20
WAP/DK 2.5	<b>1059100000</b>	20
TSch 4	<b>0363360000</b>	100
StB 8.5	<b>0215700000</b>	50
PS	<b>0180400000</b>	20
Q 2	<b>0336400000</b>	50
Q 3	<b>0336500000</b>	50
Q 4	<b>0336600000</b>	50
Q 10	<b>0368600000</b>	20
VL 2	<b>0446700000</b>	50
VH 10	<b>0446600000</b>	100
BSM 2.5x14	<b>0266800000</b>	100
AD 4 (4 term.)	<b>0303400000</b>	50
BSKM 2.5x18	<b>0303300000</b>	100
QB 2 <sup>2)</sup>	<b>0482700000</b>	100
QB 3 <sup>2)</sup>	<b>0482800000</b>	50
QB 4 <sup>2)</sup>	<b>0482900000</b>	50
QB 75 bare	<b>0526400000</b>	10
Insul. profile	<b>0526700000</b>	-

## DK 4 D WDK 2.5 D

Arc suppression circuit for contactors and solenoid (valves DC)



Length	mm	50/69
Height (incl. TS 32/TS 35x7.5)	mm	56.5/63
Terminal width (+ assembly tolerance 0.2)	mm	6/5
Insulation stripping length	mm	9/10

Connection data	
Screw connection, flexible	DK 4
Screw connection, flexible	WDK 2.5
Conductor cross-section	DK 4
Conductor cross-section	WDK 2.5

VDE rated data	
Voltage	380 V~
Diode reverse voltage	1000 V
Diode current	1 A
Current of through-basbar	10 A

Diode	1 N 4007
-------	----------

### Terminal colour

beige blue

Type	DK 4 D/32	DK 4 D/32
Cat. No.	<b>0484060000</b>	<b>0484080000</b>

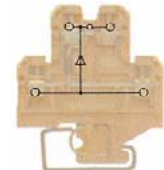
Type	DK 4 D/35	DK 4 D/35
Cat. No.	<b>0538960000</b>	<b>0538980000</b>

Type	WDK 2.5 D
Cat. No.	<b>1023400000</b>

Type	Cat. No.	Qty.
TS 32	<b>0122800000</b>	-
TS 35	<b>0383400000</b>	-
EWK 1	<b>0206160000</b>	50
EW 35	<b>0383560000</b>	-
AP PA	<b>0359260000</b>	20
WAP/DK 2.5	<b>1059100000</b>	20
TSch 4	<b>0363360000</b>	100
StB 8.5	<b>0215700000</b>	50
PS	<b>0180400000</b>	20
Q 2	<b>0336400000</b>	50
Q 3	<b>0336500000</b>	50
Q 4	<b>0336600000</b>	50
Q 10	<b>0368600000</b>	20
VL 2	<b>0446700000</b>	50
VH 10	<b>0446600000</b>	100
BSM 2.5x14	<b>0266800000</b>	100
AD 4 (4 term.)	<b>0303400000</b>	50
BSKM 2.5x18	<b>0303300000</b>	100
QB 2 <sup>2)</sup>	<b>0482700000</b>	100
QB 3 <sup>2)</sup>	<b>0482800000</b>	50
QB 4 <sup>2)</sup>	<b>0482900000</b>	50
QB 75 bare	<b>0526400000</b>	10
Insul. profile	<b>0526700000</b>	-

## DK 4 D WDK 2.5 D

Arc suppression circuit for contactors and solenoid (valves DC)



Length	mm	50/69
Height (incl. TS 32/TS 35x7.5)	mm	56.5/63
Terminal width (+ assembly tolerance 0.2)	mm	6/5
Insulation stripping length	mm	9/10

Connection data	
Screw connection, flexible	DK 4
Screw connection, flexible	WDK 2.5
Conductor cross-section	DK 4
Conductor cross-section	WDK 2.5

VDE rated data	
Voltage	380 V~
Diode reverse voltage	1000 V
Diode current	1 A
Current of through-basbar	10 A

Diode	1 N 4007
-------	----------

### Terminal colour

beige blue

Type	DK 4 D/32	DK 4 D/32
Cat. No.	<b>0467960000</b>	<b>0467980000</b>

Type	DK 4 D/35	DK 4 D/35
Cat. No.	<b>0538860000</b>	<b>0538880000</b>

Type	WDK 2.5 D
Cat. No.	<b>1023300000</b>

Type	Cat. No.	Qty.
TS 32	<b>0122800000</b>	-
TS 35	<b>0383400000</b>	-
EWK 1	<b>0206160000</b>	50
EW 35	<b>0383560000</b>	-
AP PA	<b>0359260000</b>	20
WAP/DK 2.5	<b>1059100000</b>	20
TSch 4	<b>0363360000</b>	100
StB 8.5	<b>0215700000</b>	50
PS	<b>0180400000</b>	20
Q 2	<b>0336400000</b>	50
Q 3	<b>0336500000</b>	50
Q 4	<b>0336600000</b>	50
Q 10	<b>0368600000</b>	20
VL 2	<b>0446700000</b>	50
VH 10	<b>0446600000</b>	100
BSM 2.5x14	<b>0266800000</b>	100
AD 4 (4 term.)	<b>0303400000</b>	50
BSKM 2.5x18	<b>0303300000</b>	100
QB 2 <sup>2)</sup>	<b>0482700000</b>	100
QB 3 <sup>2)</sup>	<b>0482800000</b>	50
QB 4 <sup>2)</sup>	<b>0482900000</b>	50
QB 75 bare	<b>0526400000</b>	10
Insul. profile	<b>0526700000</b>	-

<sup>1)</sup> Accessories for WDK 2.5 see sectional catalogue: Terminals

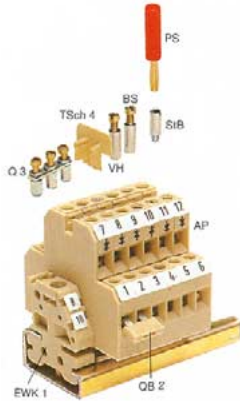
<sup>2)</sup> When using QB conductor connection, max. 2.5 mm<sup>2</sup>



# Terminal Blocks

## With diodes

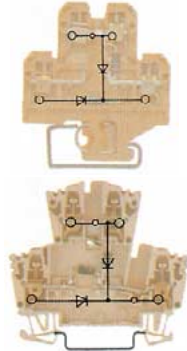
(other versions on request)



## DK 4 D

### WDK 2.5 D

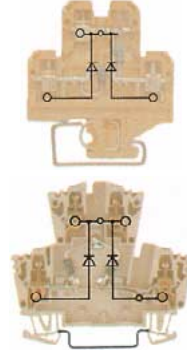
Diode terminals for lamp test circuits



## DK 4 D

### WDK 2.5 D

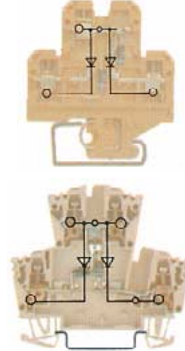
Diode terminals for lamp test circuits



## DK 4 D


### WDK 2.5 D

Diode terminals for lamp test circuits



## DKT 4 D

Diode terminal for central control circuits



Dimension details DK 4/WDK 2.5					
Length	mm	50/69	50/69	50/69	65
Height (incl. TS 32/TS 35x7.5)	mm	56.5/63	56.5/63	56.5/63	56.5
Terminal width (+ assembly tolerance 0.2)	mm	6/5	6/5	6/5	6
Insulation stripping length	mm	9/10	9/10	9/10	9
Connection data					
Screw connection, flexible	DK 4	0.5...4 mm <sup>2</sup>	0.5...4 mm <sup>2</sup>	0.5...4 mm <sup>2</sup>	0.5...4 mm <sup>2</sup>
Screw connection, flexible	WDK 2.5	0.5...2.5 mm <sup>2</sup>	0.5...2.5 mm <sup>2</sup>	0.5...2.5 mm <sup>2</sup>	-
Conductor cross-section	DK 4	AWG 22...12	AWG 22...12	AWG 22...12	AWG 22...12
Conductor cross-section	WDK 2.5	AWG 26...12	AWG 26...12	AWG 26...12	-
VDE rated data					
Voltage		380 V~	380 V~	380 V~	380 V~
Diode reverse voltage		1000 V	1000 V	1000 V	1000 V
Diode current		1 A	1 A	1 A	1 A
Current of through-basbar		10 A	10 A	10 A	10 A
Diode		1 N 4007	1 N 4007	1 N 4007	1 N 4007

Terminal colour					
		beige	beige	beige	beige

Ordering data					
Type		DK 4 D/32	DK 4 D/32	DK 4 D/32	DK 4 D/32
Cat. No.	for TS 32	<b>0642760000</b>	<b>0523760000</b>	<b>0663960000</b>	<b>1161260000</b>
Type		DK 4 D/35	DK 4 D/35	DK 4 D/35	DK 4 D/35
Cat. No.	for TS 35	<b>0396660000</b>	<b>0396860000</b>	<b>0396760000</b>	<b>1159060000</b>
Type		WDK 2.5 D	WDK 2.5 D	WDK 2.5 D	
Cat. No.	for TS 35	<b>1023500000</b>	<b>1022600000</b>	<b>8014670000</b>	

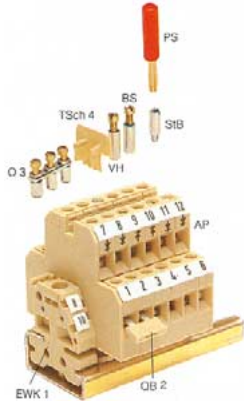
Accessories DK 41)		Type	Cat. No.	Qty.	Type	Cat. No.	Qty.	Type	Cat. No.	Qty.	Type	Cat. No.	Qty.
Mounting rail (2 m lengths)	<b>TS 32</b>	TS 32	<b>0122800000</b>	-	TS 32	<b>0122800000</b>	-	TS 32	<b>0122800000</b>	-	TS 32	<b>0122800000</b>	-
	<b>TS 35</b>	TS 35	<b>0383400000</b>	-	TS 35	<b>0383400000</b>	-	TS 35	<b>0383400000</b>	-	TS 35	<b>0383400000</b>	-
End bracket (thickness mm)	for TS 32 <b>EWK 1</b> (8.5)	EWK 1	<b>0206160000</b>	50	EWK 1	<b>0206160000</b>	50	EWK 1	<b>0206160000</b>	50	EWK 1	<b>0206160000</b>	50
	for TS 35 <b>EW 35</b> (8.5)	EW 35	<b>0383560000</b>	-	EW 35	<b>0383560000</b>	-	EW 35	<b>0383560000</b>	-	EW 35	<b>0383560000</b>	-
End plate (thickness mm)	<b>AP PA</b> (1.5)	AP PA	<b>0359260000</b>	20	AP PA	<b>0359260000</b>	20	AP PA	<b>0359260000</b>	20	AP PA	<b>0359260000</b>	20
		WAP/DK 2.5	<b>1059100000</b>	20	WAP/DK 2.5	<b>1059100000</b>	20	WAP/DK 2.5	<b>1059100000</b>	20	WAP/DK 2.5	<b>1059100000</b>	20
Small partition	<b>TSch 4</b>	TSch 4	<b>0363360000</b>	100	TSch 4	<b>0363360000</b>	100	TSch 4	<b>0363360000</b>	100	TSch 4	<b>0363360000</b>	100
Socket contact for test plug		StB 8.5	<b>0215700000</b>	50	StB 8.5	<b>0215700000</b>	50	StB 8.5	<b>0215700000</b>	50	StB 8.5	<b>0215700000</b>	50
Test plug (pin diameter ø 2.3 mm)		PS	<b>0180400000</b>	20	PS	<b>0180400000</b>	20	PS	<b>0180400000</b>	20	PS	<b>0180400000</b>	20
Cross-connector (pre-assembled)	2-pole	Q 2	<b>0336400000</b>	50	Q 2	<b>0336400000</b>	50	Q 2	<b>0336400000</b>	50	Q 2	<b>0336400000</b>	50
	3-pole	Q 3	<b>0336500000</b>	50	Q 3	<b>0336500000</b>	50	Q 3	<b>0336500000</b>	50	Q 3	<b>0336500000</b>	50
	4-pole	Q 4	<b>0336600000</b>	50	Q 4	<b>0336600000</b>	50	Q 4	<b>0336600000</b>	50	Q 4	<b>0336600000</b>	50
	10-pole	Q 10	<b>0368600000</b>	20	Q 10	<b>0368600000</b>	20	Q 10	<b>0368600000</b>	20	Q 10	<b>0368600000</b>	20
		VL 2	<b>0446700000</b>	50	VL 2	<b>0446700000</b>	50	VL 2	<b>0446700000</b>	50	VL 2	<b>0446700000</b>	50
Switchable cross-connecting link		VH 10	<b>0446600000</b>	100	VH 10	<b>0446600000</b>	100	VH 10	<b>0446600000</b>	100	VH 10	<b>0446600000</b>	100
Connection sleeve		BS M 2.5x14	<b>0266800000</b>	100	BS M 2.5x14	<b>0266800000</b>	100	BS M 2.5x14	<b>0266800000</b>	100	BS M 2.5x14	<b>0266800000</b>	100
Fixing screw		AD 4 (4 term.)	<b>0303400000</b>	50	AD 4 (4 term.)	<b>0303400000</b>	50	AD 4 (4 term.)	<b>0303400000</b>	50	AD 4 (4 term.)	<b>0303400000</b>	50
Cover plate		BSKM 2.5x18	<b>0303300000</b>	100	BSKM 2.5x18	<b>0303300000</b>	100	BSKM 2.5x18	<b>0303300000</b>	100	BSKM 2.5x18	<b>0303300000</b>	100
Fixing screw (plastic)		QB 2 <sup>2)</sup>	<b>0482700000</b>	100	QB 2 <sup>2)</sup>	<b>0482700000</b>	100	QB 2 <sup>2)</sup>	<b>0482700000</b>	100	QB 2 <sup>2)</sup>	<b>0482700000</b>	100
Cross-connecting bridge		QB 3 <sup>2)</sup>	<b>0482800000</b>	50	QB 3 <sup>2)</sup>	<b>0482800000</b>	50	QB 3 <sup>2)</sup>	<b>0482800000</b>	50	QB 3 <sup>2)</sup>	<b>0482800000</b>	50
		QB 4 <sup>2)</sup>	<b>0482900000</b>	50	QB 4 <sup>2)</sup>	<b>0482900000</b>	50	QB 4 <sup>2)</sup>	<b>0482900000</b>	50	QB 4 <sup>2)</sup>	<b>0482900000</b>	50
		QB 75 bare	<b>0526400000</b>	10	QB 75 bare	<b>0526400000</b>	10	QB 75 bare	<b>0526400000</b>	10	QB 75 bare	<b>0526400000</b>	10
		Insul. profile	<b>0526700000</b>	-	Insul. profile	<b>0526700000</b>	-	Insul. profile	<b>0526700000</b>	-	Insul. profile	<b>0526700000</b>	-

<sup>1)</sup> Accessories for WDK 2.5 see sectional catalogue: Terminals <sup>2)</sup>When using QB conductor connection, max. 2.5 mm<sup>2</sup>

## Terminal Blocks

### With electronic components

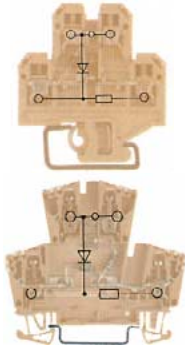
(other versions on request)



### DK 4 D

#### WDK 2.5 D

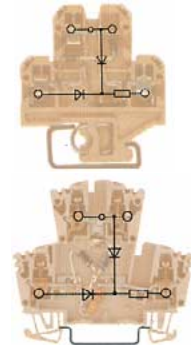
Diode terminal for lamp test circuits, with series resistor



### DK 4 D

#### WDK 2.5 D

Diode terminal for lamp test circuits, with series resistor



#### Dimension details DK 4/WDK 2.5

Length	mm	50/69
Height (incl. TS 32/TS 35x7.5)	mm	56.5/63
Terminal width (+ assembly tolerance 0.2)	mm	6/5
Insulation stripping length	mm	9/10

#### Connection data

Screw connection, flexible	DK 4	0.5...4 mm <sup>2</sup>
Screw connection, flexible	WDK 2.5	0.5...2.5 mm <sup>2</sup>
Conductor cross-section	DK 4	AWG 22...12
Conductor cross-section	WDK 2.5	AWG 26...12

#### VDE rated data

Voltage	24 V-
Diode current	1 A
Current of through-busbar	10 A
Operating temperature range	
Diode	1 N 4007
Resistance	1.5 kΩ
Capacitor	-

#### Ordering data

Type		DK 4 D/32
Cat. No.	for TS 32	<b>0685260000</b>
Type		DK 4 D/35
Cat. No.	for TS 35	<b>0396960000</b>
Type		WDK 2.5 D
Cat. No.	for TS 35	<b>8016940000</b>

#### Accessories DK 4<sup>1)</sup>

Mounting rail (2 m lengths)	<b>TS 32</b>	TS 32	<b>0122800000</b>	-
	<b>TS 35</b>	TS 35	<b>0383400000</b>	-
End bracket (thickness mm)		for TS 32 <b>EWK 1</b> (8.5)	<b>EWK 1</b>	<b>0206160000</b> 50
		for TS 35 <b>EW 35</b> (8.5)	<b>EW 35</b>	<b>0383560000</b> -
End plate (thickness mm)	<b>AP PA</b> (1.5)	AP PA	<b>0359260000</b>	20
Small partition	<b>TSch 4</b>	TSch 4	<b>0363360000</b>	100
Partition (thickness mm)				
Socket for test plug		StB 8.5	<b>0215700000</b>	50
Test plug (pin diameter ø 2.3 mm)		PS	<b>0180400000</b>	20
Contact sleeve				
Cross-connector (pre-assembled)		2-pole	Q 2	<b>0336400000</b> 50
		3-pole	Q 3	<b>0336500000</b> 50
		4-pole	Q 4	<b>0336600000</b> 50
		10-pole	Q 10	<b>0368600000</b> 20
Switchable cross-connecting link		VL 2	<b>0446700000</b>	50
Connection sleeve		VH 10	<b>0446600000</b>	100
Fixing screw		BS M 2.5x14	<b>0266800000</b>	100
Cover plate		AD 4 (4 term.)	<b>0303400000</b>	50
Fixing screw (plastic)		BSKM 2.5x18	<b>0303300000</b>	100
Cross-connecting bridge		QB 2 <sup>2)</sup>	<b>0482700000</b>	100
		QB 3 <sup>2)</sup>	<b>0482800000</b>	50
		QB 4 <sup>2)</sup>	<b>0482900000</b>	50
		QB 75 bare	<b>0526400000</b>	10
		Insul. profile	<b>0526700000</b>	-

Length	mm	50/69
Height (incl. TS 32/TS 35x7.5)	mm	56.5/63
Terminal width (+ assembly tolerance 0.2)	mm	6/5
Insulation stripping length	mm	9/10

Screw connection, flexible	DK 4	0.5...4 mm <sup>2</sup>
Screw connection, flexible	WDK 2.5	0.5...2.5 mm <sup>2</sup>
Conductor cross-section	DK 4	AWG 22...12
Conductor cross-section	WDK 2.5	AWG 26...12

Voltage	24 V-
Diode current	1 A
Current of through-busbar	10 A
Operating temperature range	
Diode	1 N 4007
Resistance	1.5 kΩ
Capacitor	-

Type		DK 4 D/32
Cat. No.		<b>0685260000</b>
Type		DK 4 D/35
Cat. No.		<b>0396960000</b>
Type		WDK 2.5 D
Cat. No.		<b>8016940000</b>

Type	Cat. No.	Qty.	
TS 32	<b>0122800000</b>	-	
TS 35	<b>0383400000</b>	-	
EWK 1	<b>0206160000</b>	50	
EW 35	<b>0383560000</b>	-	
AP PA	<b>0359260000</b>	20	
TSch 4	<b>0363360000</b>	100	
StB 8.5	<b>0215700000</b>	50	
PS	<b>0180400000</b>	20	
Q 2	<b>0336400000</b>	50	
Q 3	<b>0336500000</b>	50	
Q 4	<b>0336600000</b>	50	
Q 10	<b>0368600000</b>	20	
VL 2	<b>0446700000</b>	50	
VH 10	<b>0446600000</b>	100	
BS M 2.5x14	<b>0266800000</b>	100	
AD 4 (4 term.)	<b>0303400000</b>	50	
BSKM 2.5x18	<b>0303300000</b>	100	
QB 2 <sup>2)</sup>	<b>0482700000</b>	100	
QB 3 <sup>2)</sup>	<b>0482800000</b>	50	
QB 4 <sup>2)</sup>	<b>0482900000</b>	50	
QB 75 bare	<b>0526400000</b>	10	
Insul. profile	<b>0526700000</b>	-	

Length	mm	50/69
Height (incl. TS 32/TS 35x7.5)	mm	56.5/63
Terminal width (+ assembly tolerance 0.2)	mm	6/5
Insulation stripping length	mm	9/10

Screw connection, flexible	DK 4	0.5...4 mm <sup>2</sup>
Screw connection, flexible	WDK 2.5	0.5...2.5 mm <sup>2</sup>
Conductor cross-section	DK 4	AWG 22...12
Conductor cross-section	WDK 2.5	AWG 26...12

Voltage	24 V-
Diode current	1 A
Current of through-busbar	10 A
Operating temperature range	
Diode	1 N 4007
Resistance	1.5 kΩ
Capacitor	-

Type		DK 4 D/32
Cat. No.		<b>0159160000</b>
Type		DK 4 D/35
Cat. No.		<b>0181560000</b>
Type		WDK 2.5 D
Cat. No.		<b>8012260000</b>

Type	Cat. No.	Qty.	
TS 32	<b>0122800000</b>	-	
TS 35	<b>0383400000</b>	-	
EWK 1	<b>0206160000</b>	50	
EW 35	<b>0383560000</b>	-	
AP PA	<b>0359260000</b>	20	
TSch 4	<b>0363360000</b>	100	
StB 8.5	<b>0215700000</b>	50	
PS	<b>0180400000</b>	20	
Q 2	<b>0336400000</b>	50	
Q 3	<b>0336500000</b>	50	
Q 4	<b>0336600000</b>	50	
Q 10	<b>0368600000</b>	20	
VL 2	<b>0446700000</b>	50	
VH 10	<b>0446600000</b>	100	
BS M 2.5x14	<b>0266800000</b>	100	
AD 4 (4 term.)	<b>0303400000</b>	50	
BSKM 2.5x18	<b>0303300000</b>	100	
QB 2 <sup>2)</sup>	<b>0482700000</b>	100	
QB 3 <sup>2)</sup>	<b>0482800000</b>	50	
QB 4 <sup>2)</sup>	<b>0482900000</b>	50	
QB 75 bare	<b>0526400000</b>	10	
Insul. profile	<b>0526700000</b>	-	

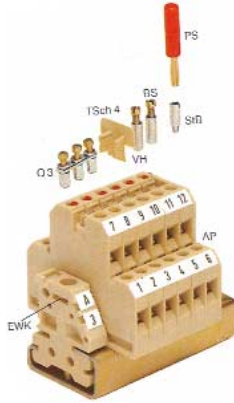
<sup>1)</sup> Accessories for WDK 2.5 see sectional catalogue: Terminals

<sup>2)</sup> When using QB conductor connection, max. 2.5 mm<sup>2</sup>



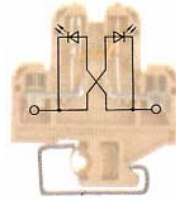
# Terminal Blocks

## With diodes



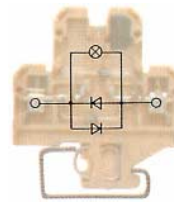
### DK 4 LD I

Current direction indicator



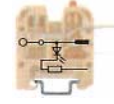
### DK 4 GL I

Current indicator



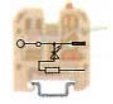
### AKZ 4 LD

DC voltage indicator



### AKZ 4 LD

DC voltage indicator



#### Dimensions

Length	mm
Height (incl. TS 32/TS 35x7.5)	mm
Terminal width (+ assembly tolerance 0.2)	mm
Insulation stripping length	mm

#### Connection data

Screw connection, solid core	0.5...4 mm <sup>2</sup>
Screw connection, flexible	0.5...4 mm <sup>2</sup>
Solder connection	-
Conductor cross-section	AWG 22...12

#### VDE rated data

Current of through-busbar	20 mA
Cross-section	4 mm <sup>2</sup>
Permissible current range	2...20 mA
LED current	-

#### Voltage other versions on request

	3...250 V~
--	------------

#### Indicator other versions on request

LED	red and green
-----	---------------

#### Ordering data

Type	DK 4 LD I/32
Cat. No.	1164760000 for TS 32

Type	DK 4 LD I/35
Cat. No.	1164860000 for TS 35

Type	DK 4 LD I/35
Cat. No.	1164860000 for TS 35

#### Accessories

Mounting rail (2 m lengths)	TS 15
	TS 32
	TS 35
End bracket (thickness mm)	for TS 32 EWK 1 (8.5)
	for TS 35 EW 35 (8.5)
End plate (thickness mm)	AP PA (1.5)
Small partition	TSch 4
Socket contact for test plug	
Test plug (pin diameter ø 2.3 mm)	
Cross-connector (pre-assembled)	2-pole
	3-pole
	4-pole
	10-pole
Switchable cross-connecting link	
Connection sleeve	
Fixing screw	
Cross-connecting bridge	QB 2*) 0482700000 100
	QB 3*) 0482800000 50
	QB 4*) 0482900000 50
	QB 75 bare 0526400000 10
Cross-connection bracket	Insul. profile 0526700000 -

Length	mm
Height (incl. TS 32/TS 35x7.5)	56.5
Terminal width (+ assembly tolerance 0.2)	6
Insulation stripping length	9

Screw connection, solid core	0.5...4 mm <sup>2</sup>
Screw connection, flexible	0.5...4 mm <sup>2</sup>
Solder connection	-
Conductor cross-section	AWG 22...12

Current of through-busbar	20 mA
Cross-section	4 mm <sup>2</sup>
Permissible current range	2...20 mA
LED current	-

	3...250 V~
--	------------

LED	red and green
-----	---------------

Type	DK 4 LD I/32
Cat. No.	1164760000

Type	DK 4 LD I/35
Cat. No.	1164860000

Type	Cat. No.	Qty.
TS 32	0122800000	-
TS 35	0383400000	-
EWK 1	0206160000	50
EW 35	0383560000	50
AP PA	0359260000	20
TSch 4	0363360000	100
QB 2*)	0482700000	100
QB 3*)	0482800000	50
QB 4*)	0482900000	50
QB 75 bare	0526400000	10
Insul. profile	0526700000	-

Length	mm
Height (incl. TS 32/TS 35x7.5)	56.5
Terminal width (+ assembly tolerance 0.2)	6
Insulation stripping length	9

Screw connection, solid core	0.5...4 mm <sup>2</sup>
Screw connection, flexible	0.5...4 mm <sup>2</sup>
Solder connection	-
Conductor cross-section	AWG 22...12

Current of through-busbar	1 A
Cross-section	4 mm <sup>2</sup>
Permissible current range	0.1...1 A
LED current	-

	3...250 V~
--	------------

Indicator	Glow lamp
-----------	-----------

Type	DK 4 GL I/32
Cat. No.	1111060000

Type	DK 4 GL I/35
Cat. No.	1111160000

Type	Cat. No.	Qty.
TS 32	0122800000	-
TS 35	0383400000	-
EWK 1	0206160000	50
EW 35	0383560000	50
AP PA	0359260000	20
TSch 4	0363360000	100
QB 2*)	0482700000	100
QB 3*)	0482800000	50
QB 4*)	0482900000	50
QB 75 bare	0526400000	10
Insul. profile	0526700000	-

Length	mm
Height (incl. TS 32/TS 35x7.5)	35.5
Terminal width (+ assembly tolerance 0.2)	30
Insulation stripping length	6

Screw connection, solid core	0.5...4 mm <sup>2</sup>
Screw connection, flexible	0.5...4 mm <sup>2</sup>
Solder connection	up to 1.5 mm <sup>2</sup>
Conductor cross-section	AWG 22...12/solder...16

Current of through-busbar	10 A
Cross-section	4 mm <sup>2</sup> /1.5 mm <sup>2</sup>
Permissible current range	< 5 mA
LED current	< 5 mA

	24 V~
--	-------

Indicator	
-----------	--

Type	AKZ 4 LD
Cat. No.	0639460000

Type	AKZ 4 LD
Cat. No.	0639560000

Type	AKZ 4 LD
Cat. No.	8022520000

Type	Cat. No.	Qty.
TS 15	0117500000	-
EW 15	0382860000	50
AP PA	0294460000	20
TSch 4	0363360000	100
StB 8.5	0215700000	50
PS	0180400000	20
Q 2	0336400000	50
Q 3	0336500000	50
Q 4	0336600000	50
Q 10	0368600000	20
VL 2	0446700000	50
VH 10	0446600000	100
BS M 2.5x14	0266800000	100
QB 75 bare	0526400000	10
Insul. profile	0526700000	-

Length	mm
Height (incl. TS 32/TS 35x7.5)	35.5
Terminal width (+ assembly tolerance 0.2)	30
Insulation stripping length	6

Screw connection, solid core	0.5...4 mm <sup>2</sup>
Screw connection, flexible	0.5...4 mm <sup>2</sup>
Solder connection	up to 1.5 mm <sup>2</sup>
Conductor cross-section	AWG 22...12/solder...16

Current of through-busbar	10 A
Cross-section	4 mm <sup>2</sup> /1.5 mm <sup>2</sup>
Permissible current range	< 5 mA
LED current	< 5 mA

	24 V~
--	-------

Indicator	green
-----------	-------

Type	AKZ 4 LD
Cat. No.	0639360000


Type	AKZ 4 LD
Cat. No.	0639360000

Type	AKZ 4 LD
Cat. No.	0639360000


Type	Cat. No.	Qty.
TS 15	0117500000	-
EW 15	0382860000	50
AP PA	0294460000	20
TSch 4	0363360000	100
StB 8.5	0215700000	50
PS	0180400000	20
Q 2	0336400000	50
Q 3	0336500000	50
Q 4	0336600000	50
Q 10	0368600000	20
VL 2	0446700000	50
VH 10	0446600000	100
BS M 2.5x14	0266800000	100
QB 75 bare	0526400000	10
Insul. profile	0526700000	-

\* When using QB conductor connection, max. 2.5 mm<sup>2</sup>

# Compensating Terminals



## SAKL 4/ ...



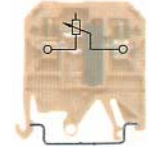
## SAKL 4/ ... L



## SAKL 4/ ... R



## SAKL 4/ ... EN



### Dimensions

Length	mm
Height (incl. TS 32/TS 35x7.5)	mm
Terminal width (+ assembly tolerance 0.2)	mm
Insulation stripping length	mm

### Connection data

Screw connection, solid core	0.5...4 mm <sup>2</sup>
Screw connection, flexible	0.5...4 mm <sup>2</sup>

### Conductor cross-section

AWG 22...12
-------------

### VDE rated data

Power	1 W
Cross-section	4 mm <sup>2</sup>

### Approvals

### Ordering data

Resistance	10 Ω
	30 Ω
	50 Ω
	100 Ω
	500 Ω
	1 kΩ
	5 kΩ
	10 kΩ
	100 kΩ
	500 kΩ
	2 MΩ

### Accessories

Mounting rail (2 m lengths)	
End bracket (thickness mm)	for TS 32 <b>EWK 1</b> (8.5) for TS 35 <b>EW 35</b> (8.5)
End plate (thickness mm)	<b>AP PA</b> (1.5)
End plate (thickness mm)	
Partition (thickness mm)	
Shielding rail	
Solder lug	

### Technical data for the 30 Ω compensating resistor

Resistor material:	"Cermet"
Resistor setting range:	0...30 Ω
Wave form:	linear
Temperature coefficient:	± 100 ppm/°C
Mechanical lifespan:	200 operations without permissible deviations through the entire resistance range
Resistance change per spindle turn:	≈ 1.2 Ω
Rated output for total resistance:	1 Watt at 70 °C
Rated current:	120 mA
Ambient temperature:	-55 °C bis +70 °C
Sealing:	1) Leak tested in water at 70 °C without bubble formation 2) Storage in SFW 2.0 S i.a.w. DIN 50018, 9 cycles

### Dimensions

Length	mm
Height (incl. TS 32/TS 35x7.5)	mm
Terminal width (+ assembly tolerance 0.2)	mm
Insulation stripping length	mm

### Connection data

Screw connection, solid core	0.5...4 mm <sup>2</sup>
Screw connection, flexible	0.5...4 mm <sup>2</sup>

### Conductor cross-section

AWG 22...12
-------------

### VDE rated data

Power	1 W
Cross-section	4 mm <sup>2</sup>

### Approvals

### Ordering data

Type	Cat. No.	Qty.
SAKL 4/10 PA	<b>0649160000</b>	10
SAKL 4/30 PA	<b>0524060000</b>	10
SAKL 4/50 PA	<b>0649060000</b>	10
SAKL 4/100 PA	<b>0643260000</b>	10
SAKL 4/500 PA	<b>0643860000</b>	10
SAKL 4/1 k PA	<b>0648960000</b>	10
SAKL 4/5 k PA	<b>0648860000</b>	10
SAKL 4/10 k PA	<b>0632260000</b>	10
SAKL 4/50 k PA	<b>0647860000</b>	10
SAKL 4/100 k PA	<b>0649260000</b>	10
SAKL 4/500 k PA	<b>0649560000</b>	10
SAKL 4/32 (without potentiometer)	<b>0643760000</b>	10

### Accessories

TS 32	<b>0122800000</b>	-
EWK 1 (8.5)	<b>0206160000</b>	50
AP PA (1.5)	<b>0117960000</b>	20
TW PA (1.5)	<b>0130160000</b>	20

### Dimensions

Length	mm
Height (incl. TS 32/TS 35x7.5)	mm
Terminal width (+ assembly tolerance 0.2)	mm
Insulation stripping length	mm

### Connection data

Screw connection, solid core	0.5...4 mm <sup>2</sup> /solder 1.5 mm <sup>2</sup>
Screw connection, flexible	0.5...4 mm <sup>2</sup> /solder 1.5 mm <sup>2</sup>

### Conductor cross-section

AWG 22...12
-------------

### VDE rated data

Power	1 W
Cross-section	4 mm <sup>2</sup>

### Approvals

### Ordering data

Type	Cat. No.	Qty.
SAKL 4/30 LPA	<b>0572860000</b>	10
SAKL 4/30 R PA	<b>0526260000</b>	5
SAKL 4/100 R PA	<b>0643160000</b>	10

### Accessories

TS 32	<b>0122800000</b>	-
EWK 1 (8.5)	<b>0206160000</b>	50
AP PA (1.5)	<b>0117960000</b>	20
TW PA (1.5)	<b>0130160000</b>	20
LÖFA SAKL 2.5 L	<b>2026140000</b>	100

### Dimensions

Length	mm
Height (incl. TS 32/TS 35x7.5)	mm
Terminal width (+ assembly tolerance 0.2)	mm
Insulation stripping length	mm

### Connection data

Screw connection, solid core	0.5...4 mm <sup>2</sup>
Screw connection, flexible	0.5...4 mm <sup>2</sup>

### Conductor cross-section

AWG 22...12
-------------

### VDE rated data

Power	1 W
Cross-section	4 mm <sup>2</sup>

### Approvals

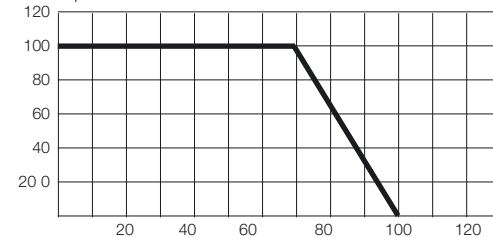
### Ordering data

Type	Cat. No.	Qty.
SAKL 4/10 EN	<b>1108360000</b>	10
SAKL 4/30 EN	<b>1108460000</b>	10
SAKL 4/50 EN	<b>1108560000</b>	10
SAKL 4/100 EN	<b>1108660000</b>	10
SAKL 4/500 EN	<b>1108860000</b>	10
SAKL 4/1 k EN	<b>1108960000</b>	10
SAKL 4/5 k EN	<b>1109160000</b>	10
SAKL 4/10 k EN	<b>1109260000</b>	10
SAKL 4/50 k EN	<b>1109560000</b>	10
SAKL 4/100 k EN	<b>1109660000</b>	10
SAKL 4/500 k EN	<b>1109960000</b>	10
SAKL 4/2 M EN	<b>1110160000</b>	10
SAKL 4 EN (without potentiometer)	<b>1305160000</b>	-

### Accessories

TS 32	<b>0122800000</b>	-
EWK 1 (8.5)	<b>0206160000</b>	50
AP PA (1.5)	<b>0117960000</b>	20
TW PA (1.5)	<b>0130160000</b>	20

Capacity expressed in % of rated output

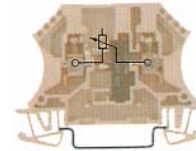



Ambient temperature in °C

# Compensating Terminals

## SAKL 4/EN T

## WDUL 4/...



### Dimensions

Length	mm
Height (incl. TS 32/TS 35x7.5)	mm
Terminal width (+ assembly tolerance 0.2)	mm
Insulation stripping length	mm

### Connection data

Screw connection, solid core	0.5...4 mm <sup>2</sup>
Screw connection, flexible	0.5...4 mm <sup>2</sup>

Conductor cross-section

### VDE rated data

Power	1 W
Cross-section	4 mm <sup>2</sup>

Approvals

### Ordering data

Resistance	10 Ω
	30 Ω
	50 Ω
	100 Ω
	500 Ω
	1 kΩ
	5 kΩ
	10 kΩ
	100 kΩ
	500 kΩ
	2 MΩ

### Accessories

Mounting rail (2 m lengths)	
End bracket (thickness mm)	for TS 32 <b>EWK 1</b> (8.5)
	for TS 35 <b>EW 35</b> (8.5)
End plate (thickness mm)	<b>AP PA</b> (1.5)
End plate (thickness mm)	
Partition (thickness mm)	
Shielding rail	
Solder lug	

### Technical data for the 30 Ω compensating resistor

Resistor material:	"Cermet"
Resistor setting range:	0...30 Ω
Wave form:	linear
Temperature coefficient:	± 100 ppm/°C
Mechanical lifespan:	200 operations without permissible deviations through the entire resistance range
Resistance change per spindle turn:	≈ 1.2 Ω
Rated output for total resistance:	1 Watt at 70 °C
Rated current:	120 mA
Ambient temperature:	-55 °C bis +70 °C
Sealing:	1) Leak tested in water at 70 °C without bubble formation 2) Storage in SFW 2.0 S i.a.w. DIN 50018, 9 cycles

### Dimensions

Length	mm
Height (incl. TS 32/TS 35x7.5)	mm
Terminal width (+ assembly tolerance 0.2)	mm
Insulation stripping length	mm

### Connection data

Screw connection, solid core	0.5...4 mm <sup>2</sup>
Screw connection, flexible	0.5...4 mm <sup>2</sup>

Conductor cross-section

### VDE rated data

Power	1 W
Cross-section	4 mm <sup>2</sup>

Approvals

### Ordering data

Type	Cat. No.	Qty.
SAKL 4/10 EN T	<b>1166360000</b>	5
SAKL 4/100 EN T	<b>1166460000</b>	5
SAKL 4/1 kENT	<b>1166560000</b>	5
SAKL 4/10 kENT	<b>1166660000</b>	5
SAKL 4/100 EN T	<b>1166760000</b>	5

### Accessories

TS 32	<b>0122800000</b>	-
TS 35	<b>0383400000</b>	-
EWK 1 (8.5)	<b>0206160000</b>	50
EW 35 (8.5)	<b>0383560000</b>	50
AP PA (1.5)	<b>0117960000</b>	20
TW PA (1.5)	<b>0130160000</b>	20

### Dimensions

Length	mm
Height (incl. TS 32/TS 35x7.5)	mm
Terminal width (+ assembly tolerance 0.2)	mm
Insulation stripping length	mm

### Connection data

Screw connection, solid core	0.5...4 mm <sup>2</sup>
Screw connection, flexible	0.5...4 mm <sup>2</sup>

Conductor cross-section

### VDE rated data

Power	1 W
Cross-section	4 mm <sup>2</sup>

Approvals

### Ordering data

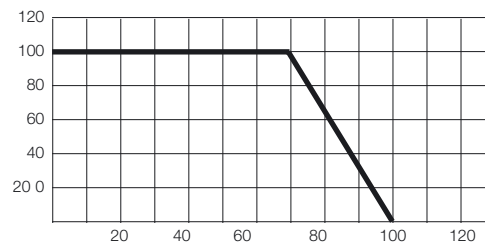
Type	Cat. No.	Qty.
WDUL 4/10	<b>1027000000</b>	10
WDUL 4/30	<b>1027100000</b>	10
WDUL 4/50	<b>1027200000</b>	10
WDUL 4/100	<b>1027300000</b>	10
WDUL 4/500	<b>1027400000</b>	10
WDUL 4/1K	<b>1027500000</b>	10
WDUL 4/5K	<b>1027600000</b>	10
WDUL 4/10K	<b>1027700000</b>	10
WDUL 4/50K	<b>1027800000</b>	10
WDUL 4/100K	<b>1027900000</b>	10
WDUL 4/500K	<b>1028000000</b>	10
WDUL 4/2M	<b>1028100000</b>	10
WDUL 4	<b>8161820000</b>	10

(without potentiometer)

### Accessories


TS 35	<b>0383400000</b>	-
EW 35 (8.5)	<b>0383560000</b>	50
WAP 2.5-10	<b>1050000000</b>	50
TW PA (1.5)	<b>1050100000</b>	20
LS 2.8	<b>1056400000</b>	100

Capacity expressed in % of rated nominal power



Ambient temperature in °C

# Diode Plug



## DLS 2

for SAKR-D



## DLS 2

for SAKR-D



## WSD 2.5




## WTR 2.5 D

## SAKR-D



## SAKR-D



## WTR 2.5 D

with diode plug with test sockets



### Dimensions

Terminal width (+ assembly tolerance 0.2)	mm
Insulation stripping length	mm
<b>Connection data</b>	
Screw connection, solid	
Screw connection, flexible	
Conductor cross-section	

### VDE rated data

Diode current	1 A
Diode reverse voltage	1000 V
Cross-section	4 mm <sup>2</sup>


### Ordering data

**DLS 2** = Diode plug for lateral disconnection  
**DQS 2** = Diode plug for cross-connection

Type	Cat. No.	Qty.	Type	Cat. No.	Qty.	Type	Cat. No.	Qty.	Type	Cat. No.	Qty.
<b>DLS 2</b>	<b>0321060000</b>	50	<b>DLS 2</b>	<b>0321060000</b>	50	<b>WSD 2.5</b>	<b>1058760000</b>	-	<b>WTR 2.5 D</b>	<b>8017050000</b>	100
without components		50	without components		50	without components		-			100
<b>DLS 2</b>	<b>0547660000</b>	50	<b>DLS 2</b>	<b>0547660000</b>	50	<b>WSD 2.5</b>	<b>1058660000</b>	-	with diode 1 N 4007		
with wire link		50	with wire link		50	with wire link		-	<b>WTR 2.5 D</b>	<b>8016820000</b>	100
<b>DLS 2</b>	<b>0630160000</b>	50	<b>DLS 2</b>	<b>0630160000</b>	10	<b>WSD 2.5</b>	<b>1058560000</b>	-			100
with diode 1 N 4007		50	with diode 1 N 4007		10	with diode 1 N 4007		-	<b>WTR 2.5 D</b>	<b>on request</b>	
<b>DLS 2</b>	<b>0547760000</b>	50	<b>DLS 2</b>	<b>0547760000</b>	50	<b>WSD 2.5</b>	<b>1058460000</b>	-	with diode 1 N 4007		
with diode 1 N 4007		50	with diode 1 N 4007		50	with diode 1 N 4007		-	<b>WTR 2.5 D</b>	<b>1014600000</b>	25
<b>SAKR-D, TS 32</b>	<b>0263660000</b>		<b>SAKR-D, TS 35</b>	<b>0299560000</b>		<b>WTR 2.5 D</b>	<b>1013500000</b>	100			
with <b>DLS 2</b> 054776			with <b>DLS 2</b> 054776		25	with WSD 2.5 105856		100	with 2 antiparallel diodes 1 N 4007		
<b>SAKR-D, TS 32</b>	<b>0413060000</b>	50	<b>SAKR-D, TS 35</b>	<b>0185760000</b>	50	<b>WTR 2.5 D</b>	<b>1013600000</b>	100	<b>WTR 2.5 D</b>	<b>1014700000</b>	25
without components		50	without components		50	with WSD 2.5 105846		100	with test sockets and Diode 1 N 4007		
<b>SAKR-D, TS 32</b>	<b>0413160000</b>	50	<b>SAKR-D, TS 35</b>	<b>1175360000</b>	-	<b>WTR 2.5 D</b>	<b>1013700000</b>	-			25
with test sockets and <b>DLS 2</b> without components		50	with test sockets		-	with WSD 2.5 105866		-	with test sockets and Diode 1 N 4007		
Special design			Special design			<b>WTR 2.5 D</b>	<b>1013200000</b>	-	<b>WTR 2.5 D</b>	<b>1014700000</b>	25
<b>SAKR-D, TS 32</b>	<b>0606560000</b>	25	<b>SAKR-D, TS 35</b>	<b>1175460000</b>	-	with test sockets and WSD 2.5 105856		-			25
with test socket and 2 antiparallel diodes 1 N 4007, <b>without DLS 2</b>		25	with test socket and 2 antiparallel diodes 1 N 4007, <b>without DLS 2</b>		-	with test sockets 105846		-	with test sockets and Diode 1 N 4007		
<b>SAKR-D, TS 32</b>	<b>0412960000</b>	100	<b>SAKR-D, TS 35</b>	<b>0299960000</b>	25	<b>WTR 2.5 D</b>	<b>1013300000</b>	-	<b>WTR 2.5 D</b>	<b>1014800000</b>	25
without components		100				with test sockets and WSD 2.5 105846		-	<b>WTR 2.5 D</b>	<b>1013400000</b>	
<b>SAKR-D, TS 32</b>	<b>0546460000</b>	100				with test sockets and WSD 2.5 105866		-	with test sockets and 2 antiparallel diodes 1 N 4007		
with test sockets		100						-			

Maximum values for built-in components: Length 23 mm, diameter 3.5 mm, output 0.5 Watt, limit temperature 100 °C

# Diode Plug



## DQS 2

for terminals with 6 mm width



### Dimensions

Terminal width (+ assembly tolerance 0.2)	mm
Insulation stripping length	mm

### Connection data

Screw connection, solid	
Screw connection, flexible	
Conductor cross-section	

### VDE rated data

Diode current	
Diode reverse voltage	
Cross-section	

### Ordering data

**DLS 2** = Diode plug  
for lateral disconnection  
**DQS 2** = Diode plug  
for cross-connection

Type	Cat. No.	Qty.
DQS 2	0471460000	
with diode		20
1 N 4007		
DQS 2	0471560000	
with wire bridge		20
DQS 2	0471660000	
without components		20

### Note:

To maintain the clearance and creepage distances, an end plate must be mounted between the groups of different potentials!

Maximum values for built-in components:

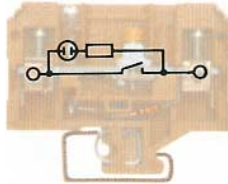
- Length 10 mm
- Diameter 4 mm
- Power 0.5 Watt
- Limit temperature 100 °C

# Longitudinal Disconnect Terminals

## With diodes

### SAKT 1 GL

### SAKT 4 LD



Dimensions	
Length	mm
Height (incl. TS 32)	mm
Terminal width (+ assembly tolerance 0.2)	mm
Insulation stripping length	mm

Connection data	
Screw connection, solid	0.5...10 mm <sup>2</sup>
Screw connection, flexible	0.5...6 mm <sup>2</sup>
Conductor cross-section	AWG 20...8

VDE rated data	
Voltage	115 V~
Current	27 A
Indicator current	1 0.5 mA
Cross-section	6 mm <sup>2</sup>

Ordering data	
Type	SAKT 1 GL
Cat. No.	0333520000
	for TS 32

Indicator

Accessories	
Mounting rail (2 m lengths)	TS 32 0122800000 -

End bracket (thickness mm)

End plate (thickness mm)  
Partition (thickness mm)

Small partition  
Cross-connection, individual  
Type: „QL“ (order VH and BS with it)

Connection sleeve (fits QL)  
Fixing screw (fits QL) Cu Ni  
Test plug socket  
Test plug (pin diameter)

Cross-connection plug  
Cross-connection bracket

Cross-connection slide

Connection sleeve for QVS  
Fixing screws for QVS  
Disconnect lock

Length	65
Height (incl. TS 32)	52.5
Terminal width (+ assembly tolerance 0.2)	8
Insulation stripping length	12

Screw connection, solid	0.5...10 mm <sup>2</sup>
Screw connection, flexible	0.5...6 mm <sup>2</sup>
Conductor cross-section	AWG 20...8

Voltage	115 V~
Current	27 A
Indicator current	1 0.5 mA
Cross-section	6 mm <sup>2</sup>

Type	Cat. No.	Qty.
SAKT 1 GL	0333520000	

Glow lamp

TS 32	0122800000	-
-------	------------	---

EWK 1 (8.5) 0206160000 50

AP KrG (3) 0146720000 20  
TW KrG (3) 0242920000 20  
TW PA (1.5) 0242960000 20  
TW HP (0.5) 0474700000 20

TSch 2 0353660000 100  
QL 2 0194300000 50  
QL 3 0194400000 50  
QL 4 0194500000 50  
QL 10 0338300000 20  
VH 12 0249000000 100

BS M 3x20 0377100000 100  
StB 14 0169900000 50  
PS (ø 4) 0299600000 20

QS 2 0270960000 20  
QB 2 0205700000 50  
QB 3 0205800000 50  
QB 4 0205900000 50

QB 10 0343800000 20  
QVS 2 0307300000 20  
QVS 3 0329300000 20  
QVS 4 0307400000 20

VH 19 0318000000 50  
BS 25 0334700000 50  
SSP 3 0531760000 100

Length	65
Height (incl. TS 32)	52.5
Terminal width (+ assembly tolerance 0.2)	8
Insulation stripping length	12

Screw connection, solid	0.5...10 mm <sup>2</sup>
Screw connection, flexible	0.5...6 mm <sup>2</sup>
Conductor cross-section	AWG 20...8

Voltage	230 V~
Current	27 A
Indicator current	1 0.5 mA
Cross-section	6 mm <sup>2</sup>

Type	Cat. No.	Qty.
SAKT 1 GL	0333620000	

Glow lamp

TS 32	0122800000	-
-------	------------	---

EWK 1 (8.5) 0206160000 50

AP KrG (3) 0146720000 20  
TW KrG (3) 0242920000 20  
TW PA (1.5) 0242960000 20  
TW HP (0.5) 0474700000 20

TSch 2 0353660000 100  
QL 2 0194300000 50  
QL 3 0194400000 50  
QL 4 0194500000 50  
QL 10 0338300000 20  
VH 12 0249000000 100

BS M 3x20 0377100000 100  
StB 14 0169900000 50  
PS (ø 4) 0299600000 20

QS 2 0270960000 20  
QB 2 0205700000 50  
QB 3 0205800000 50  
QB 4 0205900000 50

QB 10 0343800000 20  
QVS 2 0307300000 20  
QVS 3 0329300000 20  
QVS 4 0307400000 20

VH 19 0318000000 50  
BS 25 0334700000 50  
SSP 3 0531760000 100

Length	58
Height (incl. TS 32)	43
Terminal width (+ assembly tolerance 0.2)	6
Insulation stripping length	10

Screw connection, solid	0.5...6 mm <sup>2</sup>
Screw connection, flexible	0.5...4 mm <sup>2</sup>
Conductor cross-section	AWG 22...12

Voltage	24 V~
Current	27 A
Indicator current	1 5 mA
Cross-section	4 mm <sup>2</sup>

Type	Cat. No.	Qty.
SAKT 4 LD	0254920000	

Socket-contact for test plug PS 2 mm ø

LED, red

TS 32	0122800000	-
-------	------------	---

EWK 1 (8.5) 0206160000 50

AP KrG (3) 0146720000 20

TSch 2 0353660000 100  
QL 2 0194300000 50  
QL 3 0194400000 50  
QL 4 0194500000 50  
QL 10 0338300000 20  
VH 8 0266700000 100


BS M 3x15 0377200000 100  
StB 8.5 (ø 2) 0244600000 -  
PS (ø 2) 0293800000 20  
PS (ø 2.3) 0180400000 20

DQS 2 (ø 2) 0300260000 20



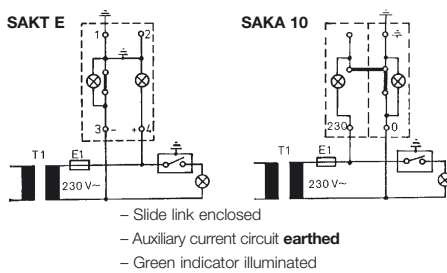
# Earth Test/Disconnect Terminals

## SAKT E/SAKA 10



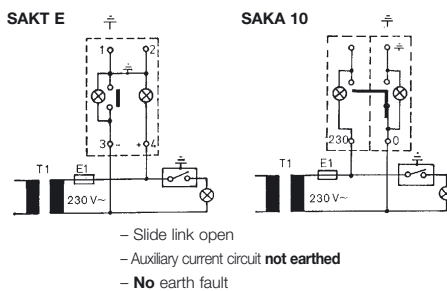
### Mode of operation

#### Operating status



#### Test mode

For insulation measurements with voltages >U<sub>rated</sub>, earth must be disconnected.



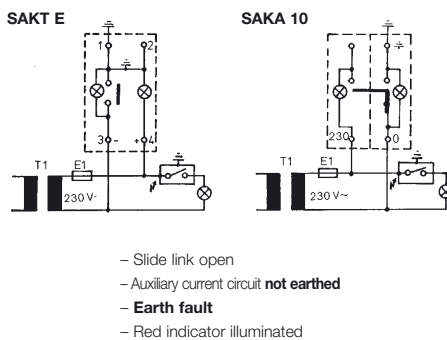
Green and red indicators light up with reduced intensity

No indication

Earth connection disconnected

For insulation measurements with voltages >U<sub>rated</sub>, earth must be disconnected.

#### Operating status



#### Dimensions

Length	mm	19/27
Height (incl. TS 32/TS 35x7.5)mm		55/82

Insulation stripping length mm 12

#### Connection data

Screw connection, solid	0.5...10 mm <sup>2</sup> /16 mm <sup>2</sup>
Screw connection, flexible	0.5...6 mm <sup>2</sup> /10 mm <sup>2</sup>
Conductor cross-section	AWG 20...8

#### VDE rated data

Wechselspannung	20...30 V~
Gleichspannung	10...15 V~
Current	27 A
Cross-section	6 mm <sup>2</sup>

#### Ordering data

Type	SAKT E KrG
Cat. No. (6 mm <sup>2</sup> ) for TS 32	1158720000
Type	SAKT E KrG
Cat. No. (6 mm <sup>2</sup> ) for TS 35	0699020000
Type	SAKA 10
Cat. No. (10 mm <sup>2</sup> ) for TS 32	0699220000
Type	SAKA 10
Cat. No. (10 mm <sup>2</sup> ) for TS 32 Y/TS 35	0698920000

#### Accessories

Mounting rail (2 m lengths)	Type	Cat. No.	Qty.
	TS 32	0122800000	-
	TS 35	0383400000	-
End bracket (Thickn. 8.5 mm)	Type	Cat. No.	Qty.
	for TS 32	EWK 1	50
	for TS 35	EW 35	50

#### SAKT E/SAKA 10

Type	SAKT E KrG	SAKT E KrG	SAKT E KrG	SAKT E KrG	SAKT E KrG
Cat. No. (6 mm <sup>2</sup> ) for TS 32	1158720000	0699020000	0699220000	0698920000	0606820000
Type	SAKT E/35 KrG	SAKT E/35 KrG	SAKT E/35 KrG	SAKT E/35 KrG	SAKT E/35 KrG
Cat. No. (6 mm <sup>2</sup> ) for TS 35	1166820000	0197920000	0198220000	0198020000	0198120000
Type	SAKA 10				SAKA 10
Cat. No. (10 mm <sup>2</sup> ) for TS 32					(only 230 V~)
Type	SAKA 10				SAKA 10
Cat. No. (10 mm <sup>2</sup> ) for TS 32 Y/TS 35					(115 V~)
					(230 V~)

### Earthing auxiliary circuits

Earth faults in control current circuits must not lead to unintentional start-up or dangerous movements of a machine, or prevent its shut-down. In order to fulfill this requirement, one side of the control current circuits should be connected to the protective conductor system, with the coils and switching elements mounted accordingly.

An insulation monitoring device must be planned for control current circuits that are supplied by a transformer but not connected to the protective conductor system. The device should report an earth fault or automatically disconnect the circuit following an earth fault. (VDE 01136.2.2)

Our earth test/disconnect terminals have been specially designed for use in control circuits. They have been designed to guarantee both a reliable and safe disconnection of the earth connection as well as to indicate the exact operating status. This terminal differentiates between the following modes of operation:

#### 1. Operating mode

In the operating mode, the control circuit is securely connected to earth via the closed slide link. A possible earth fault can be detected with the help of a fuse or an r.c.c.b., because in the event of a fault the leakage current can be discharged to earth.

#### 2. Test mode

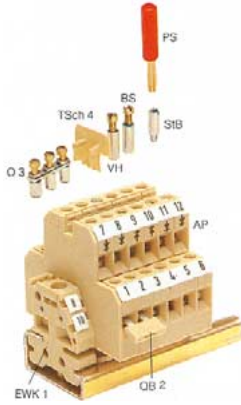
In this mode, it is possible to check the isolation status of the installation. The earth connection must be disconnected for insulation measurements with voltages greater than the rated voltage of the earth conductor disconnect unit.

#### 3. Fault mode

If an earth fault occurs during operation in an earthed control circuit, our earth conductor disconnect unit makes it possible to switch to a non-earthed control circuit. This bridges the time required to correct the fault, i.e. the machine can continue to operate.


# Terminal Blocks

**with electronic components**  
(other versions on request)



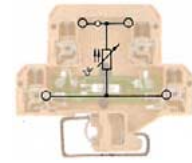
## DK 4 RC WDK 2.5 RC

Arc suppression circuit for contactors and solenoid valves (AC), protection module for opto-coupler inputs



## DK 4 PT 100

PT 100 temperature sensor



Dimensions DK 4/WDK 2.5							
Length	mm	50		65			
Height (incl. TS 32/TS 35x7.5)	mm	56.5		56.5			
Terminal width (+ assembly tolerance 0.2)	mm	18					
Insulation stripping length	mm	9		6			
Connection data							
Screw connection, flexible	DK 4	0.5...4 mm <sup>2</sup>		0.5...4 mm <sup>2</sup>			
Screw connection, flexible	WDK 2.5	-		0.5...2.5 mm <sup>2</sup>			
Conductor cross-section	DK 4	AWG 22...12		AWG 22...12			
Conductor cross-section	WDK 2.5	-					
VDE rated data							
Voltage		230 V~/400 V-					
Diode current		-					
Current of through-busbar		10 A					
Operating temperature range							
Diode		-		-50...+100 °C			
Resistance		220 Ω					
Capacitor		0.22 µF					
Ordering data							
Type		DK 4 RC/32		DK 4 PT 100			
Cat. No.	for TS 32	<b>0692160000</b>		<b>8014730000</b>			
Type		DK 4 RC/35		DK 4 PT 100			
Cat. No.	for TS 35	<b>0053160000</b>		<b>8014720000</b>			
Type		WDK 2.5 RC					
Cat. No.	for TS 35	<b>8065910000</b>					
Accessories DK 4 <sup>1)</sup>		Type	Cat. No.	Qty.	Type	Cat. No.	Qty.
Mounting rail (2 m lengths)	<b>TS 32</b>	TS 32	<b>0122800000</b>	-	TS 32	<b>0122800000</b>	-
	<b>TS 35</b>	TS 35	<b>0383400000</b>	-	TS 35	<b>0383400000</b>	-
End bracket (thickness mm)	for TS 32 <b>EWK 1</b> (8.5)	EWK 1	<b>0206160000</b>	50	EWK 2 (15)	<b>0199360000</b>	50
	for TS 35 <b>EW 35</b> (8.5)	EW 35	<b>0383560000</b>	-	EW 35	<b>0383560000</b>	50
End plate (thickness mm)	<b>AP PA</b> (1.5)	AP PA	<b>0359260000</b>	20	AP	<b>0687560000</b>	20
Small partition	<b>TSch 4</b>	TSch 4	<b>0363360000</b>	100			
Partition (thickness mm)					TWHP (2)	<b>0607000000</b>	20
Socket for test plug		StB 8.5	<b>0215700000</b>	50			
Test plug (pin diameter ø 2.3 mm)		PS	<b>0180400000</b>	20	PS	<b>0180400000</b>	20
Contact sleeve					ASK 1	<b>0553300000</b>	100
Cross-connector (preassembled)	2-pole	-	-	-			
	3-pole	-	-	-			
	4-pole	Q 4	<b>0336600000</b>	50			
	10-pole	Q 10	<b>0368600000</b>	20			
Switchable cross-connection bracket							
Connection sleeve							
Fixing screw							
Cover plate							
Fixing screw (plastic)							
Cross-connection bracket							
		QB 4 <sup>1)</sup>	<b>0482900000</b>	50	QB 2 <sup>1)</sup>	<b>0482700000</b>	100
		QB 75 bare	<b>0526400000</b>	10	QB 3 <sup>1)</sup>	<b>0482800000</b>	50
		Insul. profile	<b>0526700000</b>	-	QB 4 <sup>1)</sup>	<b>0482900000</b>	50
					QB 75 bare	<b>0526400000</b>	10
					Insul. profile	<b>0526700000</b>	-

<sup>1)</sup> Accessories for WDK 2.5, see catalogue terminal blocks