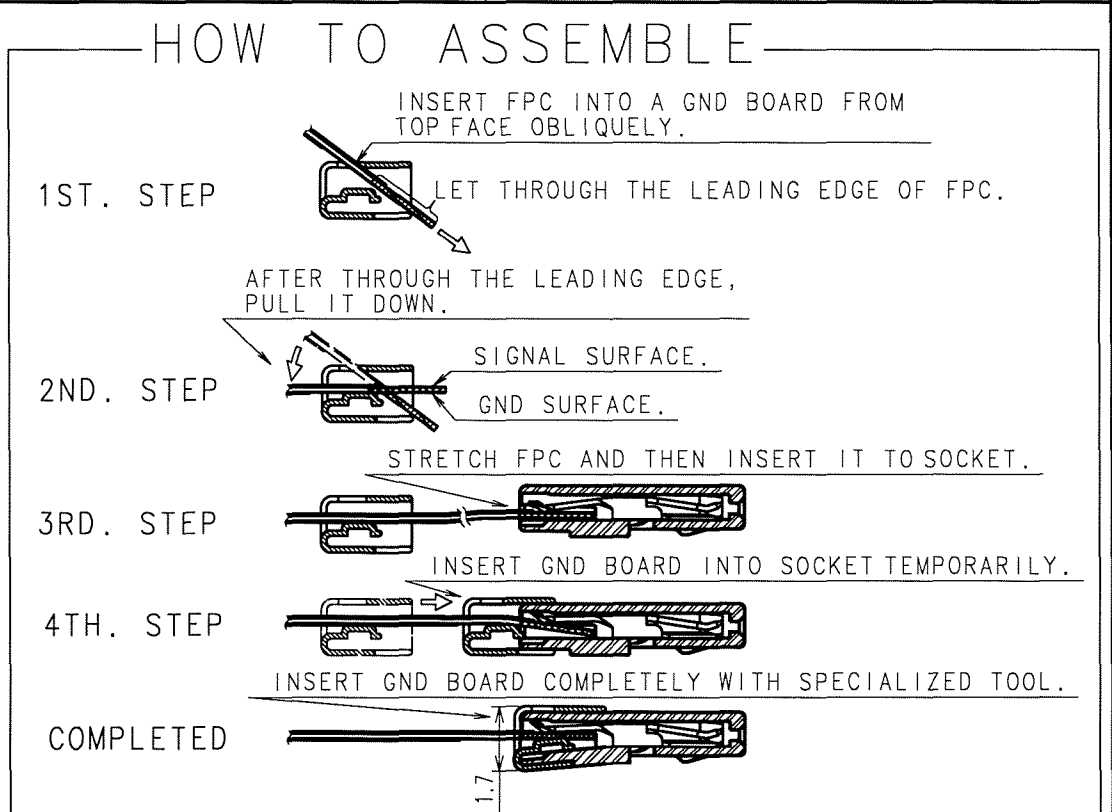
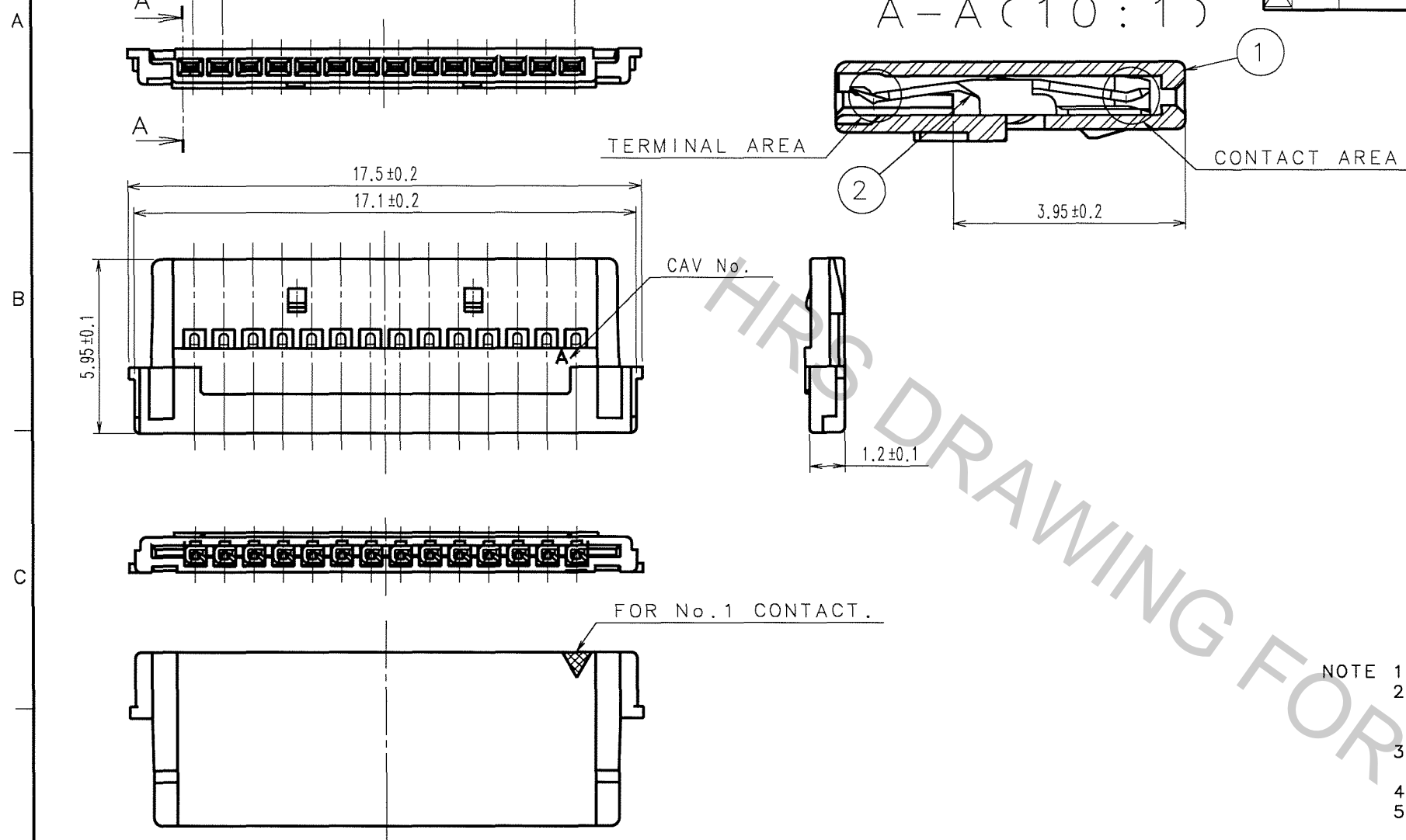
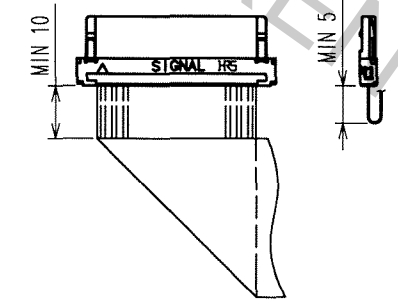


Apr.1.2017 Copyright 2017 HIROSE ELECTRIC CO., LTD. All Rights Reserved.

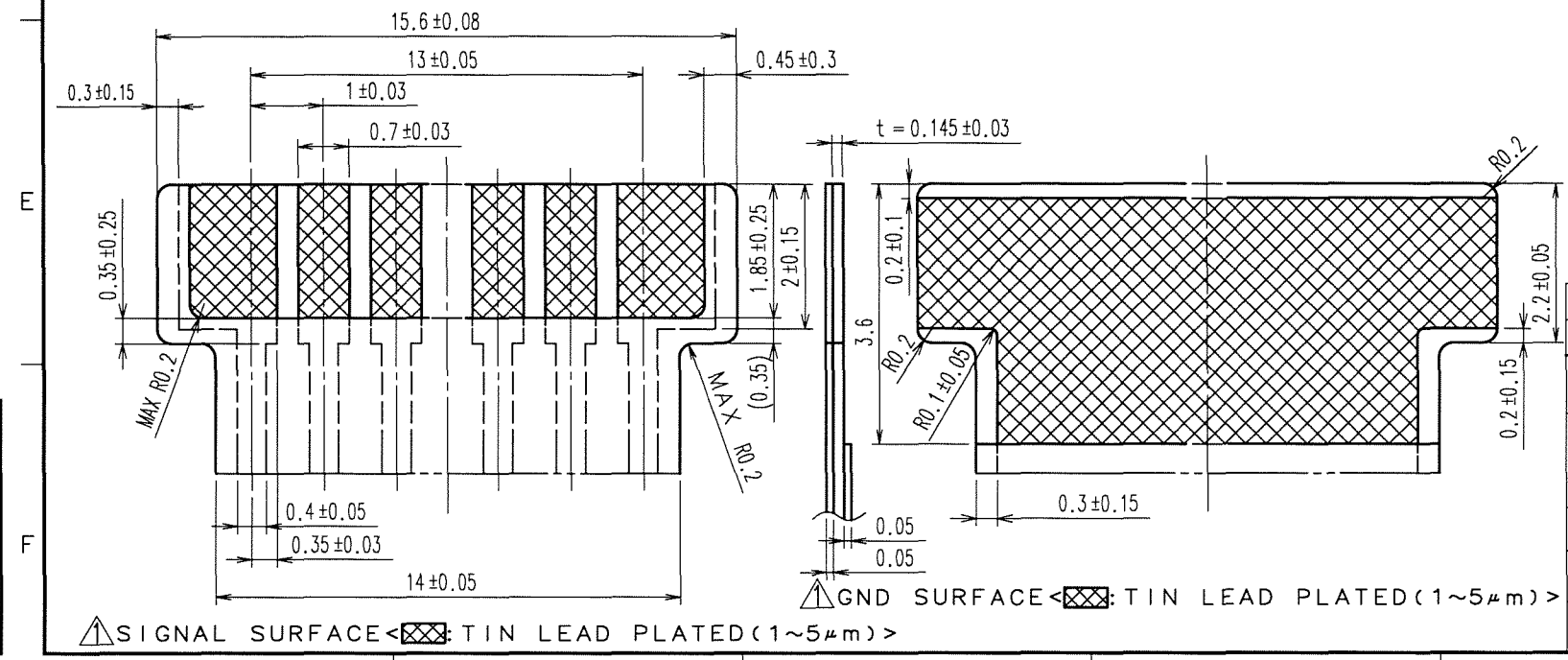
COUNT	DESCRIPTION OF REVISIONS	BY	CHKD	DATE	COUNT	DESCRIPTION OF REVISIONS	BY	CHKD	DATE
2	DIS-H-000773	I-D	H.U	06.02.09					



- NOTE 1: TRAY PACKAGING. (100 PCS)
 2: GND BOARD AND SOCKET, EACH SHOULD BE TREATED AS A INDIVIDUAL PRODUCT, AND BE SUPPLIED INDIVIDUALLY. (GND BOARD:DF19G-14S-1F-GND(05)/CL685-0018-5-05)
 3: IF IT'S NEEDED TO CONNECT SIGNAL SURFACE AND GND, IT MUST BE DONE BY THROUGH HOLE ON FPC.
 4: USE SPECIALIZED TOOL TO ASSEMBLE FPC.
 5: INSERTION AND WITHDRAWAL OF CONNECTOR SHALL BE MADE PERPENDICULAR TO MATING SURFACE.
 6: THIS PRODUCT IS NOT INTENDED TO HAVE ANY STRAIN ON THE CONDUCTORS IN SUCH INSTANCE AS CLOSE-OPEN MOTION OF NOTEBOOK COMPUTER.
 7: BEND RADIUS OF FPC SHALL BE AS SPECIFIED BY THE FPC MANUFACTURER. BENDING POSITION TO BE AS SHOWN BELOW.



RECOMMENDED PATTERNS OF FPC(10:1)



NO.	MATERIAL	FINISH, REMARKS	NO.	MATERIAL	FINISH, REMARKS
1	POLYAMIDE	UL94V-0, NATURAL(BEIGE)	2	PHOSPHOR BRONZE	CONTACT AREA: GOLD PLATED 0.1µm min TERMINAL AREA: TIN PLATED 1µm min UNDER PLATED: NICKEL PLATED 0.5µm min

CODE NO. (OLD)	DRAWN	DESIGNED	CHECKED	APPROVED	RELEASED
	A.Miyazaki	I.Denpouya	H.Umehara	T.Oma	
	06.01.25	06.01.30	06.01.30	06.01.30	

SCALE	DRAWING NO.	PART NO.
5 : 1	EDC3-162745-02	DF19G-14S-1F(05)
UNITS	mm	CODE NO.
		CL685-0017-2-05

TO