

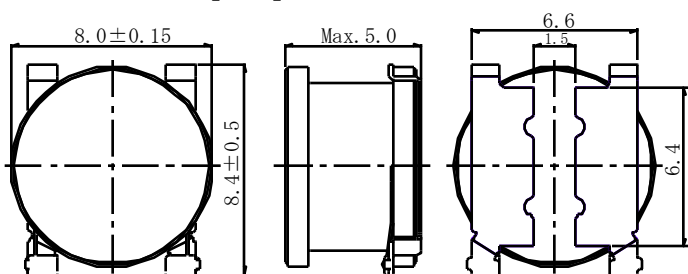
SMD Power Inductor CDH80D48



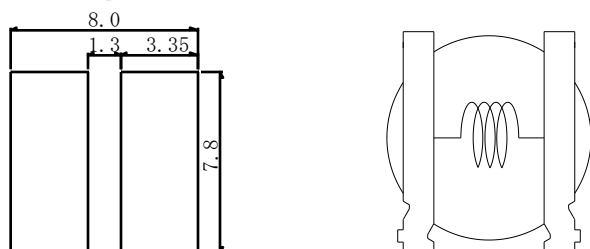
Description

- Ferrite drum core construction
- Magnetically unshielded
- L × W × H: 8.90 × 8.15 × 5.0 mm Max.
- Product weight: 1.0g(Ref.)
- Moisture Sensitivity Level: 1
- RoHS compliance.

Dimension - [mm]



Land pattern and Schematics - [mm]



Environmental Data

- Operating temperature range: -40°C ~ +105°C (including coil's self temperature rise)
- Storage temperature range: -40°C ~ +105°C
- Solder reflow temperature: 260 °C peak.

Packaging

- Carrier tape and reel packaging
- 13" diameter reel
- 500pcs per reel

Applications

- Ideally used in input filter of LED lighting.

Electrical Characteristics

Part No.	Stamp	Inductance (μH) [Within] ※1	D.C.R. (Ω) [Max.] (Typ.) (at 20°C)	Saturation current (mA) ※2		Temperature rise current (mA) ※3
				at 20°C	at 105°C	
CDH80D48NP-101K	101	100 ± 10%	0.33(0.26)	1020	840	1030
CDH80D48NP-151K	151	150 ± 10%	0.48(0.38)	830	690	830
CDH80D48NP-221K	221	220 ± 10%	0.75(0.60)	680	560	650
CDH80D48NP-331K	331	330 ± 10%	1.00(0.80)	580	480	570
CDH80D48NP-471K	471	470 ± 10%	1.42(1.18)	470	390	450
CDH80D48NP-681K	681	680 ± 10%	2.06(1.72)	390	330	370
CDH80D48NP-102K	102	1000 ± 10%	2.94(2.45)	320	270	310
CDH80D48NP-152K	152	1500 ± 10%	4.69(3.91)	260	220	250
CDH80D48NP-222K	222	2200 ± 10%	6.54(5.45)	220	180	210
CDH80D48NP-332K	332	3300 ± 10%	11.2(9.32)	180	145	160
CDH80D48NP-472K	472	4700 ± 10%	17.2(14.3)	155	120	125

※1. Measuring condition : at 100kHz

※2. Saturation current: The value of D.C. current when the inductance decreases to 90% of it's nominal value.

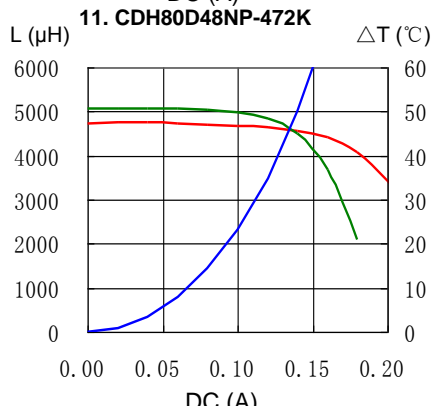
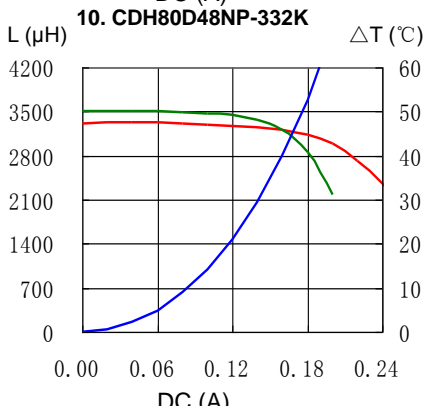
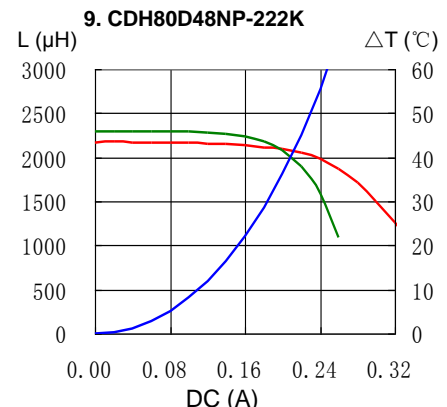
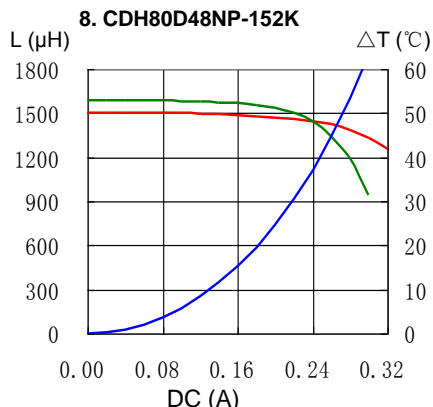
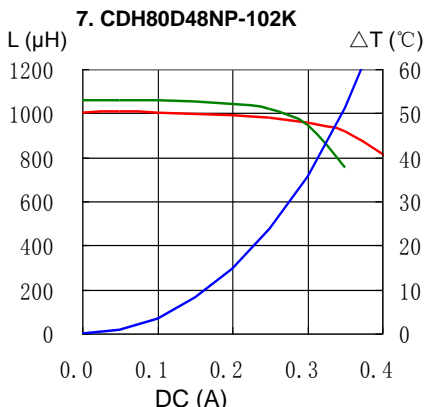
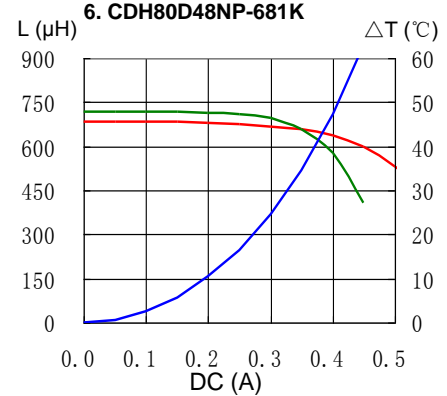
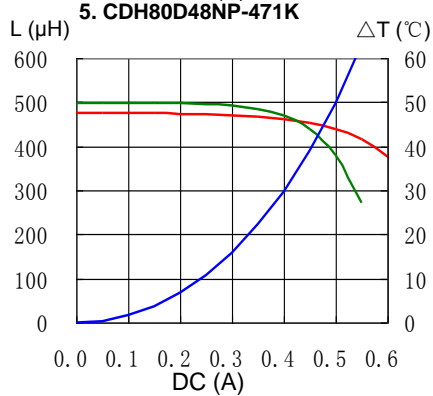
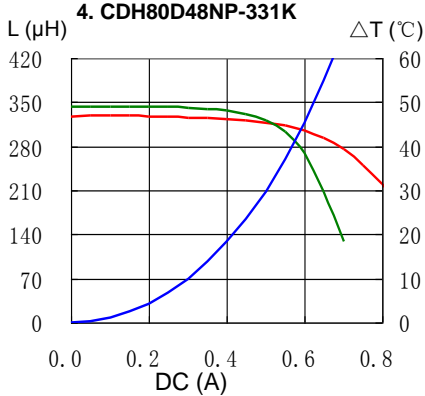
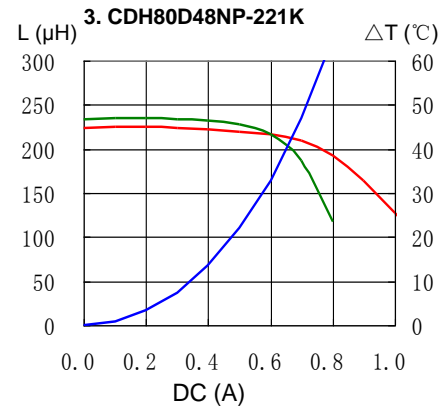
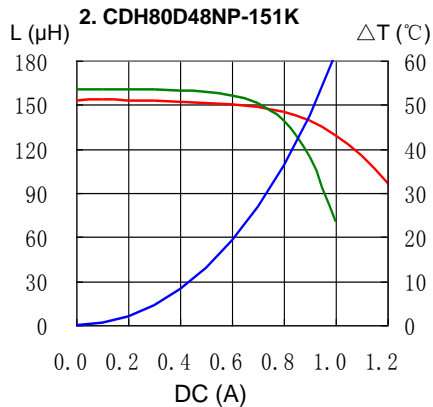
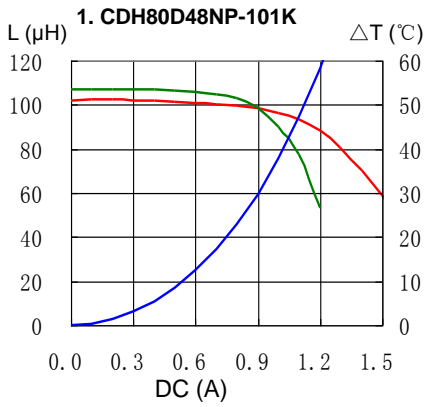
※3. Temperature rise current: The value of D.C. current when the temperature rise is $\Delta t = 40^\circ\text{C}$ ($T_a = 20^\circ\text{C}$).

SMD Power Inductor CDH80D48



Saturation Current & Temperature Rise Graph

— L (20°C) — L (105°C) — ΔT

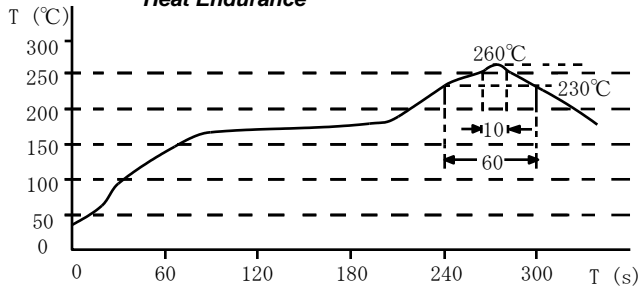


SMD Power Inductor CDH80D48

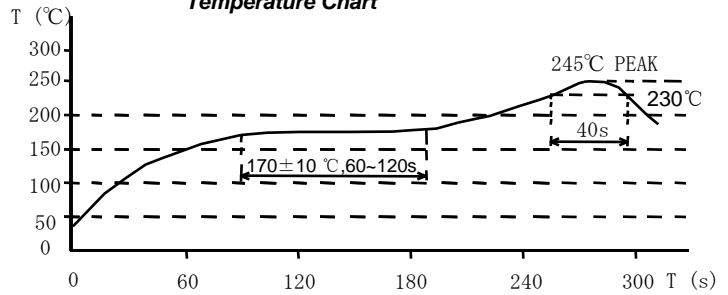


Solder Reflow Condition

Heat Endurance



Temperature Chart



Please refer to the sales offices on our website - <http://www.sumida.com>

Hong Kong

Tel.+852-2880-6781
FAX.+852-2565-9600
sales@hk.sumida.com

Saitama(Japan)

Tel.+81-48-691-7300
FAX.+81-48-691-7340
sales@jp.sumida.com

Chicago

Tel.+1-847-545-6700
FAX. +1-847-545-6720
sales@us.sumida.com

Shanghai

Tel.+86-21-5836-3299
FAX.+86-21-5836-3266
shanghai.sales@cn.sumida.com

Seoul

Tel.+82-2-6237-0777
FAX.+82-2-6237-0778
sales@kr.sumida.com

Obernzell

Tel.+49-8591-937-0
FAX. +49-8591-937-103
contact@eu.sumida.com

Shenzhen

Tel.+86-755-8291-0228
FAX.+86-755-8291-0338
shenzhen.sales@cn.sumida.com

Singapore

Tel.+65-6296-3388
FAX.+65-6841-4426
sales@sg.sumida.com

Neumarkt

Tel.+49-9181-4509-110
FAX. +49-9181-4509-310
infocomp@eu.sumida.com

Taipei

Tel.+886-2-8751-2737
FAX.+886-2-8751-2738
sales@tw.sumida.com

San Jose

Tel.+1-408-321-9660
FAX.+1-408-321-9308
sales@us.sumida.com