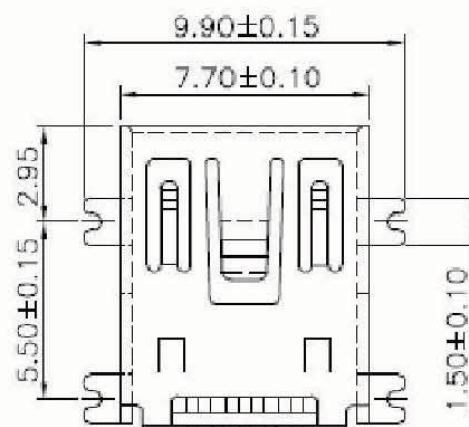
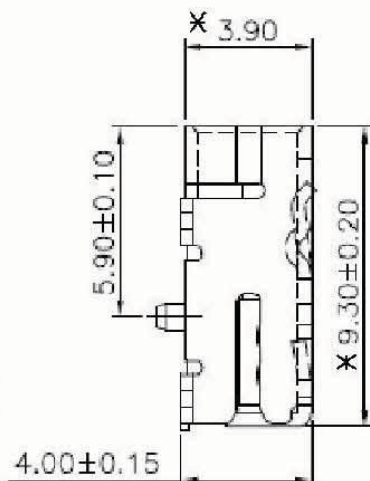
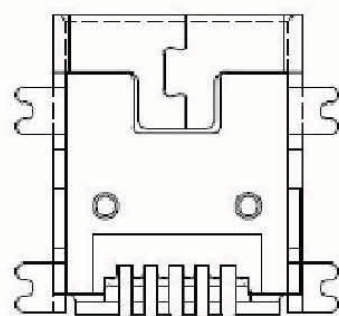


RECOMMENDED PCB LAYOUT



## SPECIFICATIONS:

## MATERIAL:-

INSULATOR: LCP, UL94V-0 BLACK

CONTACT: PHOSPHOR BRONZE

SHELL: BRASS

## FINISH:-

CONTACT: GOLD ON CONTACT, TIN ON SOLDERTAIL

SHELL: NICKEL PLATED

## ELECTRICAL:-

CURRENT RATING: 1 AMP

DIELECTRIC WITHSTANDING VOLTAGE: 100V AC/MINUTE

CONTACT RESISTANCE: 50 mΩ MAX.

INSULATION RESISTANCE: 100 MΩ MIN.

## ENVIRONMENTAL:-

OPERATING TEMPERATURE:  $-55^{\circ}\text{C} \sim +105^{\circ}\text{C}$ 

## NOTES: ALL DIMENSIONS AND NOTES

MARKED  $\times$  ARE CRITICAL AND

MUST BE CHECKED IN ACCORDANCE

WITH QUALITY DOC. QI-02A

Leo	4	02.04.12	A375
Allan	3	27.09.06	A223
Allan	2	06.09.06	CN8001
Allan	1	01.08.06	-

NAME	ISS.	DATE	C/NOTE
------	------	------	--------

APPROVED: T.L

CHECKED: *Leo*

DRAWN: Leo

CUSTOMER REF.:

ASSEMBLY DRG:

NOTE: ADD 'R' TO CODE FOR T & R PACKAGING  
EG: M701-340542R**HARWIN**HARWIN USA  
TEL: 603 893 5376  
FAX: 603 893 5396  
mis@harwin.comHARWIN Europe (UK)  
TEL: 023 9231 4545  
FAX: 023 9231 4590  
mis@harwin.co.ukHARWIN Asia  
TEL: +65 6 779 4909  
FAX: +65 6 779 3868  
mis@harwin.com.sgTHIS DRAWING AND ANY  
INFORMATION OR DESCRIPTIVE  
MATTER SET OUT HEREON ARE  
CONFIDENTIAL AND COPYRIGHT  
PROPERTY OF THE HARWIN  
GROUP AND MUST NOT BE  
DISCLOSED, LOANED, COPIED  
OR USED FOR MANUFACTURING,  
TENDERING OR FOR ANY  
OTHER PURPOSE WITHOUT  
THEIR WRITTEN PERMISSION.

## TOLERANCES

X.X =  $\pm 0.25\text{mm}$   
X.XX =  $\pm 0.20\text{mm}$   
X.XXX =  $\pm 0.10\text{mm}$ ANGLES =  $\pm 1^{\circ}$ 

## MATERIAL:

SEE NOTES

FINISH: SEE NOTES

S/AREA: mm?

## TITLE:

MINI USB B FEMALE TYPE  
R/A SMD TYPE 5 PINS

## DRAWING NUMBER:

M701-340542

SHT  
1  
OF  
1