

Relay Module - RIF-1-RPT-LV-120AC/2X21AU - 2903328

Please be informed that the data shown in this PDF Document is generated from our Online Catalog. Please find the complete data in the user's documentation. Our General Terms of Use for Downloads are valid (<http://download.phoenixcontact.com>)



Pre-assembled relay module with push-in connection, consisting of: relay base, multi-layer contact relay, plug-in display/suppressor module, and retaining bracket. Contact type: 2 PDTs. Input voltage: 120 V AC

The figure shows the 24 V DC version



Key commercial data

Packing unit	1 pc
Weight per Piece (excluding packing)	68.0 GRM
Custom tariff number	85364900
Country of origin	Germany

Technical data

Dimensions

Width	16 mm
Height	93 mm
Depth	75 mm

Ambient conditions

Ambient temperature (operation)	-40 °C ... 50 °C
Ambient temperature (storage/transport)	-40 °C ... 85 °C

Coil side

Nominal input voltage U_N	120 V AC
Input voltage range in reference to U_N	(see diagram)
Nominal input current at U_{IN}	8 mA
Typical response time	3 ms ... 12 ms
Typical release time range	3 ms ... 20 ms
Operating voltage display	Yellow LED

Relay Module - RIF-1-RPT-LV-120AC/2X21AU - 2903328

Technical data

Coil side

Protective circuit	Varistor
--------------------	----------

Contact side

Contact type	2 PDT
Contact material	AgNi, hard gold-plated
Maximum switching voltage	30 V AC
	36 V DC
Minimum switching voltage	100 mV (at 10 mA)
Maximum inrush current	50 mA
Min. switching current	1 mA (at 24 V)
Limiting continuous current	50 mA
Interrupting rating (ohmic load) max.	1.2 W (at 24 V DC)
Switching capacity in acc. with DIN VDE 0660/IEC 60947	2 A (24 V (DC13))
	3 A (230 V (AC 15))
Note	the following values are applicable if a gold layer is destroyed
Maximum switching voltage	250 V AC/DC
Minimum switching voltage	5 V (at 10 mA)
Limiting continuous current	12 A (20 ms, N/O contact)
Min. switching current	10 mA (At 5 V)
Interrupting rating (ohmic load) max.	192 W (at 24 V DC)
	96 W (at 48 V DC)
	60 W (at 60 V DC)
	44 W (at 110 V DC)
	57 W (at 220 V DC)
	2000 VA (for 250 V AC)

Connection data

Connection method	Push-in connection
Conductor cross section solid min.	0.14 mm ²
Conductor cross section solid max.	1.5 mm ²
Conductor cross section stranded min.	0.14 mm ²
Conductor cross section stranded max.	1.5 mm ²
Conductor cross section stranded, with ferrule with plastic sleeve min.	0.14 mm ²
Conductor cross section stranded, with ferrule with plastic sleeve max.	1.5 mm ²
Conductor cross section stranded, with ferrule without plastic sleeve min.	0.14 mm ²
Conductor cross section stranded, with ferrule without plastic sleeve max.	1.5 mm ²
Conductor cross section AWG/kcmil min.	26
Conductor cross section AWG/kcmil max	16

Relay Module - RIF-1-RPT-LV-120AC/2X21AU - 2903328

Technical data

Connection data

Stripping length	8 mm
------------------	------

General

Type of note	Notes on operation
Note	FBS 2-6... plug-in bridge for the input side (A2) and FBS-2-8... plug-in bridge for the output side (11/21)
Test voltage relay winding/relay contact	4 kV _{rms} (50 Hz, 1 min.)
Test voltage PDT/PDT	2.5 kV _{rms} (50 Hz, 1 min.)
Operating mode	100% operating factor
Degree of protection	IP20 (Relay socket)
	RT III (Relay)
Mechanical service life	Approx. 10 ⁷ cycles
Standards/regulations	DIN EN 50178
	IEC 62103
Pollution degree	2
Surge voltage category	III
Mounting position	any
Assembly instructions	In rows with zero spacing

Articles in set

Relay socket - RIF-1-BPT/2X21 - 2900931



RIF-1... relay base, for miniature power relay with 1 or 2 PDTs or solid-state relays of the same design, push-in connection, plug-in option for input/suppressor modules, for mounting on NS 35/7,5

Single relay - REL-MR-120AC/21-21AU - 2961477



Pluggable miniature relay with power contact and additional hard gold plating, 2 PDT, coil voltage 120 V AC

Relay Module - RIF-1-RPT-LV-120AC/2X21AU - 2903328

Articles in set

Plug-in module - RIF-LV-120-230 AC/110 DC - 2900944



Plug-in module, for mounting on RIF-1, RIF-2, RIF-3, and RIF-4, with varistor and yellow LED, input voltage: 120 - 230 V AC/110 V DC $\pm 20\%$

Retaining bracket - RIF-RH-1 - 2900953



Relay retaining bracket, with ejector function and holder for marking material, suitable for RIF-1 relay base, for 16 mm tall miniature power relay and solid-state relay

Classifications

eCl@ss

eCl@ss 4.0	27371102
eCl@ss 4.1	27371102
eCl@ss 5.0	27371603
eCl@ss 5.1	27371603
eCl@ss 6.0	27371603
eCl@ss 7.0	27371603
eCl@ss 8.0	27371603

ETIM

ETIM 3.0	EC001456
ETIM 4.0	EC001456
ETIM 5.0	EC001437

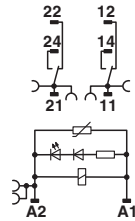
UNSPSC

UNSPSC 6.01	30211917
UNSPSC 7.0901	39121516
UNSPSC 11	39121516
UNSPSC 12.01	39121516
UNSPSC 13.2	39121516

Drawings

Relay Module - RIF-1-RPT-LV-120AC/2X21AU - 2903328

Circuit diagram



AC coils

Diagram



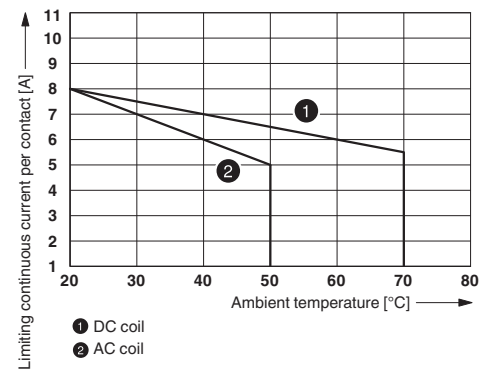
Operating voltage range

Diagram



Interrupting rating

Diagram



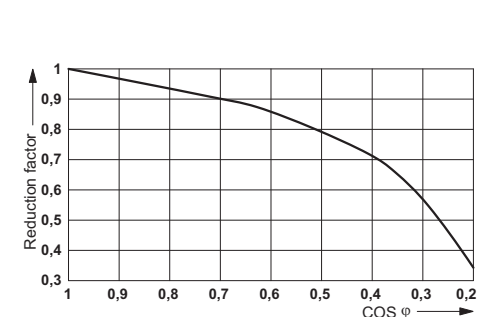
Contact derating

Diagram



Electrical service life

Diagram



Service life reduction factor

