


# Dialight

## 564 Series

### 3mm LED CBI®

### Circuit Board Indicator

### TRI-LEVEL



## FEATURES / BENEFITS

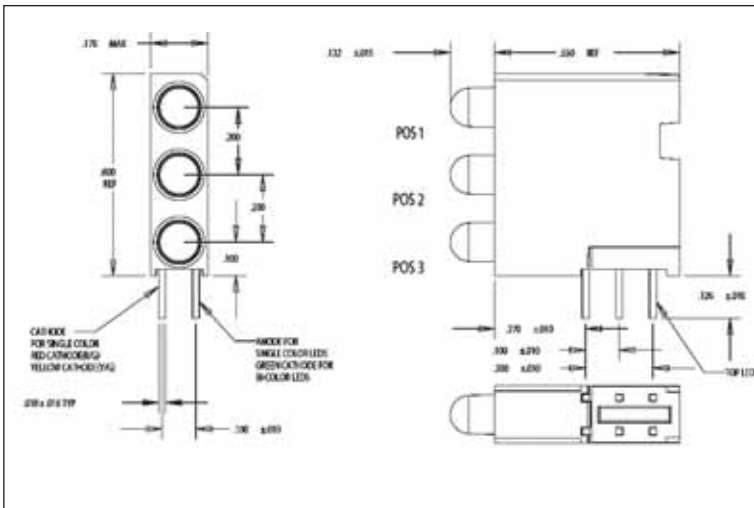
- ▲ Multiple CBIs form horizontal LED arrays on 4.45 mm (0.175") center lines.
- ▲ High Contrast, UL 94 V-0 rated, black housing
- ▲ Housing stand-offs facilitate PCB cleaning
- ▲ Solderability per MIL-STD-202F, method 208F
- ▲ LEDs are safe for direct viewing per IEC 825-1, EN 60825-1

### PART NUMBER

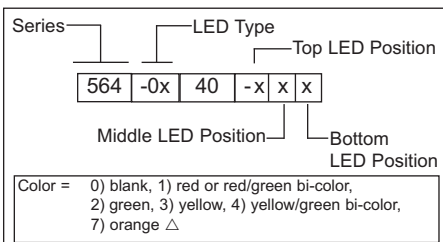
### COLOR COMBO \*

HIGH EFFICIENCY - LED TYPE 1	
564-0140-111	RED/RED/RED
564-0140-132	RED/YELLOW/GREEN
564-0140-222	GREEN/GREEN/GREEN
564-0140-777	ORANGE/ORANGE/ORANGE
LOW CURRENT - LED TYPE 2	
564-0240-111	RED/RED/RED
564-0240-132	RED/YELLOW/GREEN
564-0240-222	GREEN/GREEN/GREEN
INTEGRAL RESISTOR, 5 VOLTS - LED TYPE 2	
564-0340-111	RED/RED/RED
564-0340-132	RED/YELLOW/GREEN
564-0340-222	GREEN/GREEN/GREEN
BI-COLOR - LED TYPE 7	
564-0740-111	RED/GREEN-RED/GREEN-
	RED/GREEN
564-0740-444	YELLOW/GREEN-YELLOW/GREEN-
	YELLOW/GREEN

\* Top-Middle-Bottom LED

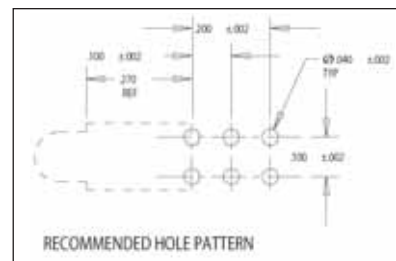


### PART NUMBER ORDERING CODE



ATTENTION:  
OBSERVE  
PRECAUTIONS  
FOR HANDLING  
ELECTROSTATIC  
DEVICES

Contact factory for information on custom color combinations.



## Dialight Corporation

1501 Route 34 South • Farmingdale, NJ 07727 USA

Tel: (1) 732-919-3119 • Fax: (1) 732-751-5778 • www.dialight.com





## 3mm LED CBI® Circuit Board Indicator Tri-Level

### OPERATING CHARACTERISTICS (TA= 25°C)

#### HIGH EFFICIENCY - LED TYPE 1

Part Number	Color	Peak Wavelength (nm)	Iv mcd	V <sub>F</sub> volts	Test Current (mA)	Viewing Angle 2θ 1/2
564-0140-xxx	Red	635	10.0	2.0*	10	60°
	Green	565	12.6	2.1*	10	60°
	Yellow	585	10.0	2.1*	10	60°
	Orange	600	7.0	2.2	10	60°

\*I<sub>F</sub> = 20mA

#### LOW CURRENT - LED TYPE 2

Part Number	Color	Peak Wavelength (nm)	Iv mcd	V <sub>F</sub> volts	Test Current (mA)	Viewing Angle 2θ 1/2
564-0240-xxx	Red	635	1.6	1.7	2	60°
	Green	565	1.6	1.9	2	60°
	Yellow	585	1.6	1.8	2	60°

#### INTEGRAL RESISTOR, 5 VOLTS - LED TYPE 3

Part Number	Color	Peak Wavelength (nm)	Iv mcd	Test Voltage	Test Current (mA)	Viewing Angle 2θ 1/2
564-0340-xxx	Red	635	29	5	10	60°
	Green	565	19	5	10	60°
	Yellow	585	12.6	5	10	60°

#### BI-COLOR - LED TYPE 7

Part Number	Color	Peak Wavelength (nm)	Iv mcd	V <sub>F</sub> volts	Test Current (mA)	Viewing Angle 2θ 1/2
564-0740-111	Red/Green	635/565	4.7/10.0	2.0/2.1*	10	60°
564-0740-444	Yellow/Green	585/565	4.3/6.3	2.1*	10	80°

\*I<sub>F</sub> = 20mA

**DIALIGHT RESERVES THE RIGHT TO MAKE CHANGES AT ANY TIME IN ORDER TO SUPPLY THE BEST PRODUCT POSSIBLE.**

**Dialight Corporation**

1501 Route 34 South • Farmingdale, NJ 07727 USA

Tel: (1) 732-919-3119 • Fax: (1) 732-751-5778 • www.dialight.com

