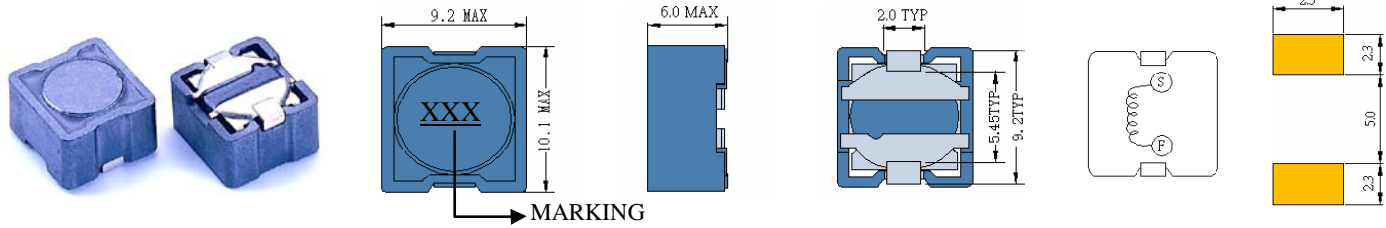


SCRH105

SMD POWER INDUCTORS



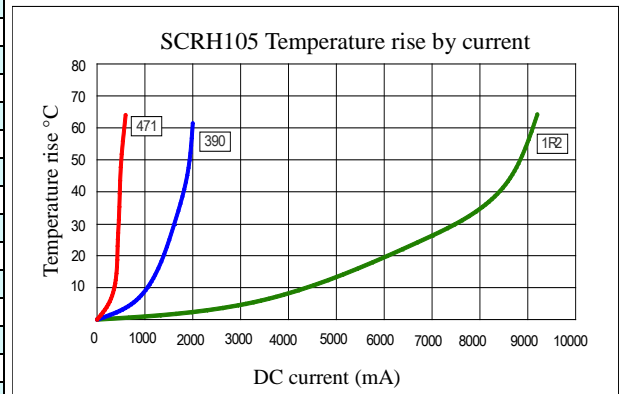
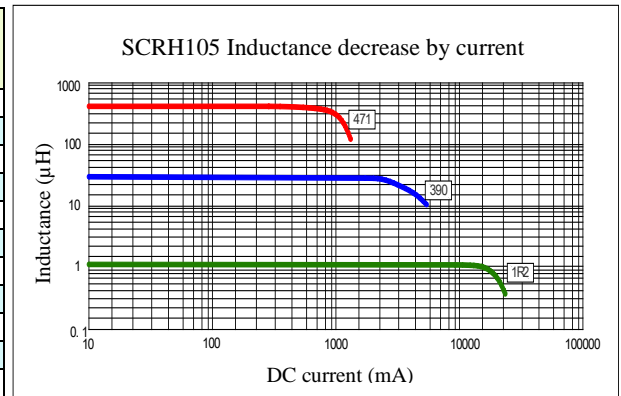
• Features

1. Magnetically shielded construction
2. Excellent Power Density
3. Engineered to Provide High Efficiency

CHARACTERISTICS



Part Number	Inductance (uH) (1)	Test Frequency	DC Resistance (Ω MAX) (2)	Saturation Current (3) (A)	Temperature Current (4) (A)
SCRH105-1R2	1.2	100KHZ	17m	9.0	7.00
SCRH105-2R5	2.5	100KHZ	20m	7.5	5.90
SCRH105-3R3	3.3	100KHZ	25m	7.2	4.70
SCRH105-4R7	4.7	100KHZ	27m	7.0	4.21
SCRH105-5R6	5.6	100KHZ	45m	6.5	3.59
SCRH105-6R8	6.8	100KHZ	54m	6.0	3.23
SCRH105-8R2	8.2	100KHZ	56m	5.4	2.90
SCRH105-100	10	100KHZ	69m	4.8	2.75
SCRH105-120	12	100KHZ	78m	4.2	2.61
SCRH105-150	15	100KHZ	84m	3.7	2.32
SCRH105-180	18	100KHZ	100m	3.4	2.22
SCRH105-220	22	100KHZ	125m	2.8	2.10
SCRH105-270	27	100KHZ	156m	2.6	1.90
SCRH105-330	33	100KHZ	180m	2.4	1.80
SCRH105-390	39	100KHZ	220m	2.3	1.53
SCRH105-470	47	100KHZ	240m	2.1	1.37
SCRH105-560	56	100KHZ	270m	1.82	1.23
SCRH105-680	68	100KHZ	320m	1.65	1.16
SCRH105-820	82	100KHZ	380m	1.50	1.10
SCRH105-101	100	100KHZ	470m	1.40	1.04
SCRH105-121	120	100KHZ	560m	1.23	0.98
SCRH105-151	150	100KHZ	780m	1.15	0.88
SCRH105-181	180	100KHZ	1.05	1.00	0.70
SCRH105-221	220	100KHZ	1.32	0.80	0.63
SCRH105-271	270	100KHZ	1.50	0.70	0.60
SCRH105-331	330	100KHZ	1.92	0.62	0.57
SCRH105-391	390	100KHZ	2.20	0.58	0.50
SCRH105-471	470	100KHZ	2.60	0.55	0.45



(1). Inductance tolerance for 1.2uH~8.2uH: $\pm 30\%$, for 10uH~470uH: $\pm 20\%$. Tested at 0.25V, 0ADC and 25°C

(2). DCR measured at 25°C.

(3). The DC current at which the inductance decreases by 25% from its initial value.

(4). The DC current that results in a 40°C temperature rise from 25°C ambient.

[Click here for QUANTITY PER REEL & PACKING INFORMATION](#)

Custom versions available upon request.