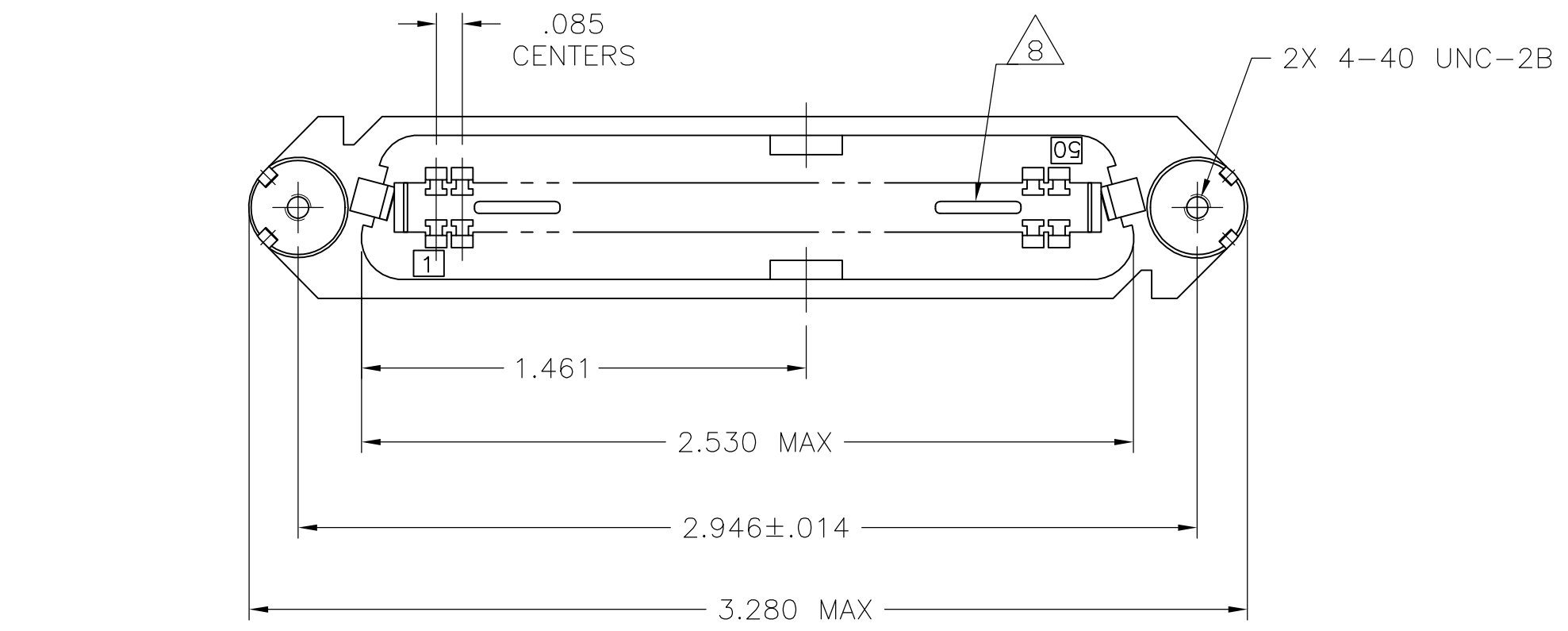
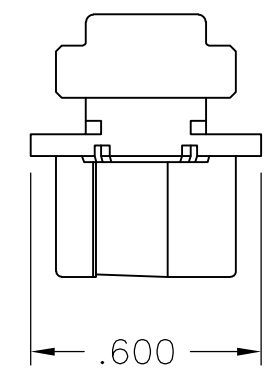
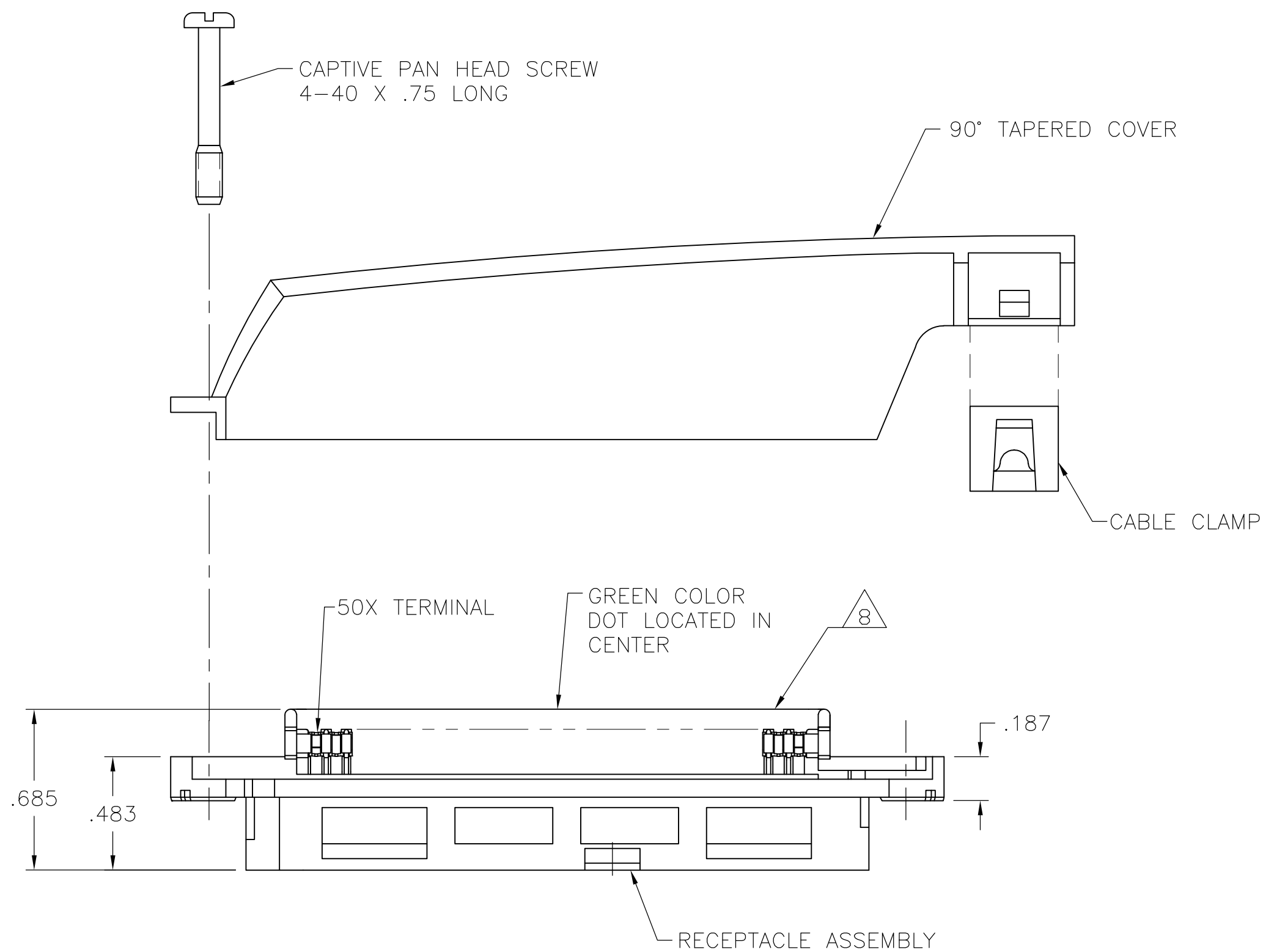


THIS DRAWING IS UNPUBLISHED. RELEASED FOR PUBLICATION
 © COPYRIGHT BY TYCO ELECTRONICS CORPORATION. ALL RIGHTS RESERVED.

LOC	DIST	REVISIONS			
P	LTR	DESCRIPTION	DATE	DWN	APVD
GP	00	B	REVISED PER ECO-08-007327	02OCT08	BM WM



- THE CONTACT SURFACES OF THE TERMINALS ARE COATED WITH LUBRICANT.
- ALL DIMENSIONS ARE SHOWN FOR REFERENCE ONLY UNLESS OTHERWISE SPECIFIED.
- MATERIAL:
HOUSING, COVER, AND CABLE CLAMP: THERMOPLASTIC.
TERMINALS: PHOS BRONZE.
HARDWARE: STEEL.
- FINISH:
TERMINALS: .000030 MIN GOLD OR, GOLD FLASH OVER PALLADIUM NICKEL PLATE, .000030 MIN TOTAL ON MATING SUFACE. .000050 MIN NICKEL UNDERPLATE OVER ENTIRE TERMINAL.
HARDWARE: ZINC PLATED.
- COVER AND HARDWARE SHIPPED UNNASSEMBLED.
- WIRE SIZE: 22 AWG SOLID OR 22 AWG, 7 STRANDS OF COPPER CONDUCTORS. MAXIMUM INSULATION DIAMETER OF .045 IS ACCEPTABLE FOR MOST APPLICATIONS.
- KIT SHIPPED IN POLY BAG FORM.
- CORING MAY OR MAY NOT APPEAR AND IS AT THE DISCRETION OF TYCO ENGINEERING.

.550 .500	BLACK	5552383-1
CABLE RANGE	COLOR	PART NUMBER

THIS DRAWING IS A CONTROLLED DOCUMENT.		DWN B. MCMASTER	30SEP05	Tyco Electronics Corporation Harrisburg, PA 17105-3608
DIMENSIONS: INCHES		CHK W. MILLHIMES	30SEP05	
TOLERANCES UNLESS OTHERWISE SPECIFIED:		APVD W. MILLHIMES	30SEP05	
0 PLC ± - 1 PLC ± - 2 PLC ± - 3 PLC ± - 4 PLC ± - ANGLES ± - FINISH		NAME	PRODUCT SPEC	
		APPLICATION SPEC		RECEPTACLE KIT, 50 POSITION, C-SLOT, SCREW LOCK WITH TAPERED COVER, CHAMP-LOK
MATERIAL		WEIGHT	-	SIZE A2
		CUSTOMER DRAWING		CAGE CODE 00779
				DRAWING NO C=5552383
				RESTRICTED TO
				SCALE 2:1
				SHEET 1 of 1
				REV B

5552383