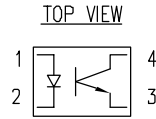
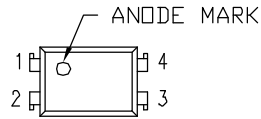


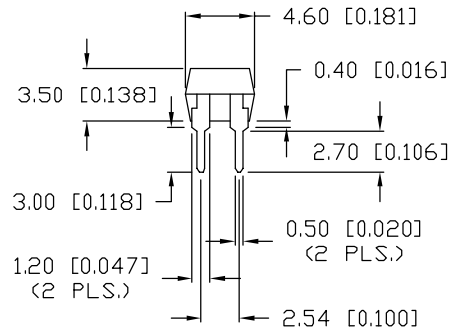
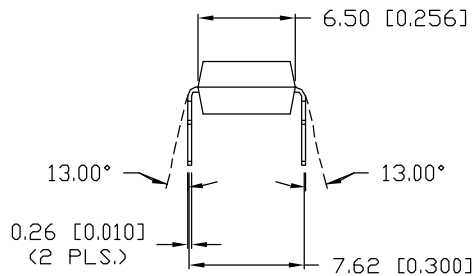
UNCONTROLLED DOCUMENT

PART NUMBER
OCP-PCT114/X

REV.
C



- NOTES:
1. ANODE
 2. CATHODE
 3. EMITTER
 4. COLLECTOR



PART NUMBER TABLE	
PART= /X	CTR (%)
/A	60 TO 160
/B	130 TO 260
/C	200 TO 400
/D	300 TO 600
/E	50 TO 600

ABSOLUTE MAXIMUM RATINGS (Ta=25°C)			
PARAMETER	SYMBOL	MAX	UNITS
I	FORWARD CURRENT	IF	50 mA
	PEAK FORWARD CURRENT	IFM	1 A
	REVERSE VOLTAGE	VR	6 V
	POWER DISSIPATION	Pd	70 mW
O	COLLECTOR-EMITTER VOLTAGE	VCE0	60 V
	EMITTER-COLLECTOR VOLTAGE	VECO	6 V
	COLLECTOR CURRENT	IC	50 mA
	COLLECTOR POWER DISSIPATION	Pc	150 mW
	TOTAL POWER DISSIPATION	Ptot	200 mW
	ISOLATION VOLTAGE 1 MIN.	VISO	5000 VRMS
	OPERATING TEMPERATURE	Topr	-30 TO +100 °C
	STORAGE TEMPERATURE	Tstg	-55 TO +125 °C
	SOLDERING TEMPERATURE	Tsol	+260 °C
	2.0mm FROM BODY		10 SEC. MAX

ELECTRO-OPTICAL CHARACTERISTICS (Ta=25°C)						
PARAMETER	SYMBOL	CONDITIONS	MIN	TYP	MAX	UNITS
I	FORWARD VOLTAGE	VF		1.2	1.4	V
	PEAK FORWARD VOLTAGE	VFM			3.5	V
	REVERSE CURRENT	IR			10	µA
	TERMINAL CAPACITANCE	Ct		30		pF
O	COLLECTOR DARK CURRENT	Ice0			10 ⁻⁷	A
T	CURRENT TRANSFER RATIO	CRT	50		600	%
	COLLECTOR-EMITTER SATURATION VOLTAGE	VCE(sat)		0.1	0.3	V
	ISOLATION RESISTANCE	Riso	5x10 ¹⁰	10 ¹¹		ohm
	FLOATING CAPACITANCE	Cf		0.6	1.0	pF
	CUT-OFF FREQUENCY	fc		80		kHz
	RESPONSE TIME (RISE)	tr		5	20	µS
	RESPONSE TIME (FALL)	tf		4	20	µS

I=INPUT, O=OUTPUT, T=TRANSFER CHARACTERISTICS.

*UNLESS OTHERWISE SPECIFIED TOLERANCES PER DECIMAL PRECISION ARE: X=±1 (±0.039), X.X=±0.5 (±0.020), X.XX=±0.25 (±0.010), X.XXX=±0.127 (±0.005). LEAD SIZE=±0.05 (±0.002), LEAD LENGTH=±0.75 (±0.030). MIN.=+DECIMAL PRECISION MAX.=+0.00 -DECIMAL PRECISION

REV.
C

PART NUMBER
OCP-PCT114/X

CONFIDENTIAL INFORMATION
THE INFORMATION CONTAINED IN THIS DOCUMENT IS THE PROPERTY OF LUMEX INC. EXCEPT AS SPECIFICALLY AUTHORIZED IN WRITING BY LUMEX INC., THE HOLDER OF THIS DOCUMENT SHALL KEEP ALL INFORMATION CONTAINED HEREIN CONFIDENTIAL AND SHALL PROTECT SAME IN WHOLE OR IN PART FROM DISCLOSURE AND DISSEMINATION TO ALL THIRD PARTIES.



290 E. HELEN ROAD
PALATINE, IL 60067-6976
PHONE: +1.847.359.2790
US WEB: www.lumex.com
TW WEB: www.lumex.com.tw

FOUR PIN DIP SINGLE CHANNEL PHOTOCOUPLER,
TRANSISTOR OUTPUT, NO EXTERNAL BASE CONNECTION.

RELIABILITY NOTE
OUR MANY YEARS OF EXPERIENCE DATA ACCUMULATION INDICATE THAT SOLDER HEAT IS A MAJOR CAUSE OF EARLY AND FUTURE FAILURE. PLEASE PAY ATTENTION TO YOUR SOLDERING PROCESS.

DRAWN BY: JC	CHECKED BY:	APPROVED BY:	DATE: 9.29.99
			PAGE: 1 OF 1
			SCALE: N/A