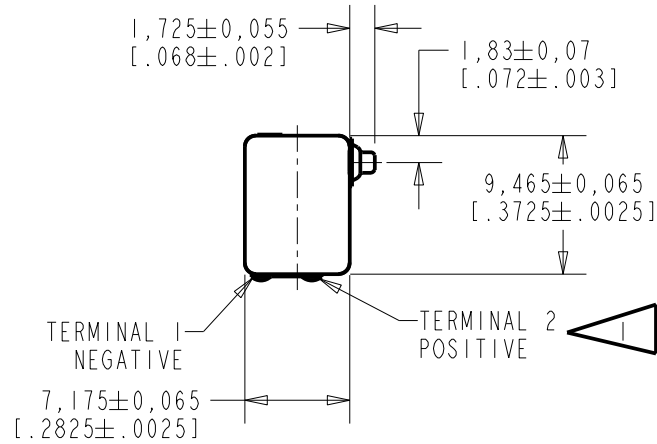


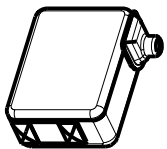
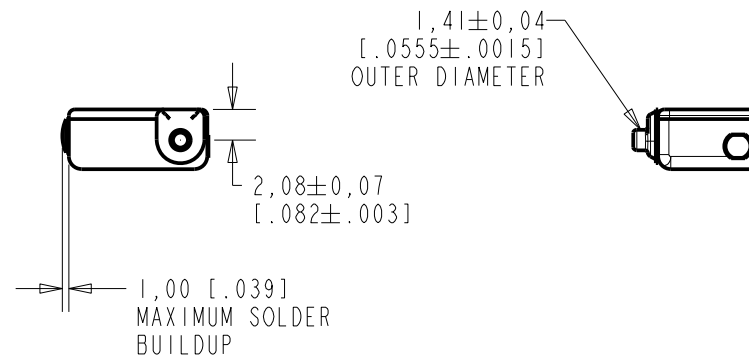
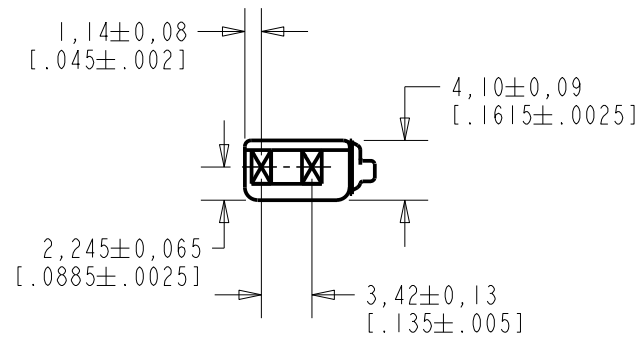
CI-26697-000

SHT 1.1



NOTES:

▲ A POSITIVE GOING VOLTAGE AT TERMINAL 2, RELATIVE TO TERMINAL 1, CAUSES A DECREASE IN PRESSURE AT THE SOUND OUTLET.



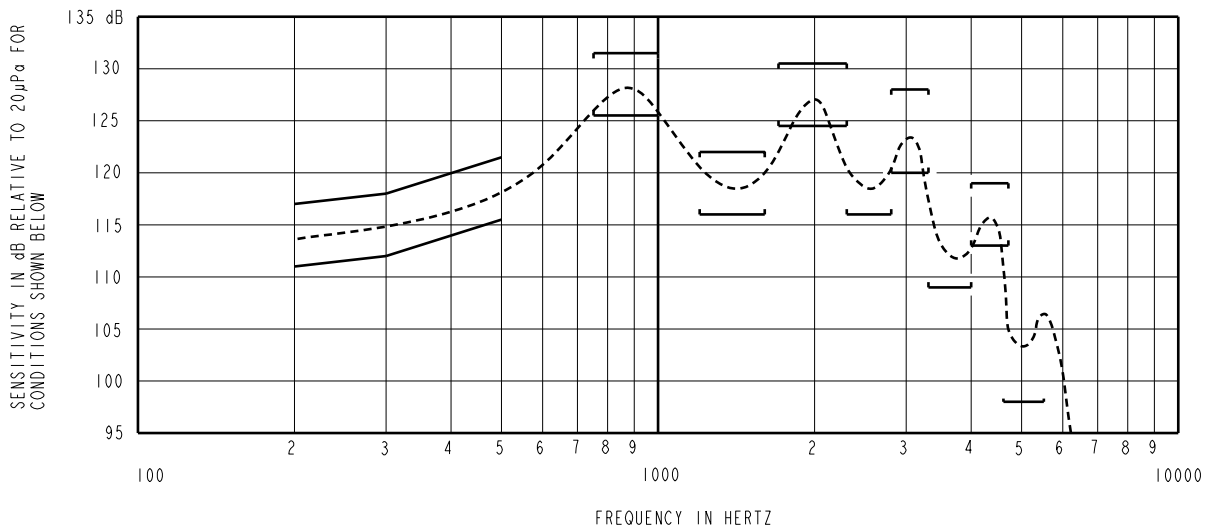
NOMINAL WEIGHT
1.0 GRAM

DIMENSIONS IN MILLIMETERS [INCHES]

KNOWLES ELECTRONICS
ITASCA, ILLINOIS U.S.A.

Revision	C.O. #	Implementation Date	RELEASE LEVEL	REVISION
C	CI0114321	12-12-12	Active	C
B	CI0111948	12-28-10		
A	CI0103477	11-30-05		

SCALE:	2:1		DR. BY	DATE
DO NOT SCALE DRAWING			DMS	11-30-05
TITLE:	RECEIVER	CI-26697-000	CK. BY	DATE
OUTLINE DRAWING		SHT 1.1	GJP	12-5-05
			APP. BY	DATE
			GJP	12-5-05



NOTES:

1. MEASUREMENTS MADE USING 8mm [.315"] X 1mm [.039"] ID + 28mm [1.10] X 1.5mm [.059] ID EAR HOOK SIMULATOR INTO 25mm [.984"] OF 2mm [.079"] ID TUBE + 18mm [.709"] OF 3mm [.118"] ID TUBE + 2 CM³ CAVITY ANSI S3.6 TYPE HA-3 (IEC 60318-5).

2. SENSITIVITY

FREQUENCY	MIN.	MAX.
200	111.0	117.0
300	112.0	118.0
500	115.5	121.5
750-1000	125.5	131.5
1200-1600	116.0	122.0
1700-2300	124.5	130.5
2300-2800	116.0	---
2800-3300	120.0	128.0
3300-4000	109.0	---
4000-4700	113.0	119.0
4800-5500	98.0	---

3. RESPONSE, IMPEDANCE, AND DISTORTION MEASUREMENTS MADE USING THE ELECTRICAL TEST CONDITIONS SHOWN BELOW.
4. INDIVIDUAL SPECIFICATIONS.

PORT LOCATION	ELECTRICAL TEST CONDITIONS				IMPEDANCE @ 500 Hz OHMS±20%	DCR @20°C OHMS ±10%	DISTORTION	
	RESPONSE & IMPEDANCE		DISTORTION				MAX. %	FREQ. Hz
	AC mA RMS	DC mA	AC mA RMS	DC mA				
2S	3.75	0.0	7.5	0.0	47	20	10	500

5. ELECTRICAL SOURCE IMPEDANCE MUST BE GREATER THAN 20 TIMES STATED IMPEDANCE FOR TEST CONDITIONS ABOVE.

Revision	C.O. #	Implementation Date	RELEASE LEVEL	REVISION
C	CI0114321	12-12-12	Active	C
B	CI0111948	12-28-10		
A	CI0103477	11-30-05		
WHEN TEST LIMITS ARE USED TO ESTABLISH INCOMING INSPECTION ACCEPTANCE/REJECTION CRITERIA, CORRELATION OF TEST EQUIPMENT WITH KNOWLES IS ALSO REQUIRED FOR ELIMINATION OF EQUIPMENT AND TEST METHOD VARIATION				DR. BY DATE
				DMS 11-30-05
				CK. BY DATE
				GJP 12-5-05
				APP. BY DATE
				GJP 12-5-05
TITLE: RECEIVER			CI-26697-000	
PERFORMANCE SPECIFICATION			SHT 2.1	

KNOWLES ELECTRONICS
ITASCA, ILLINOIS U.S.A.