

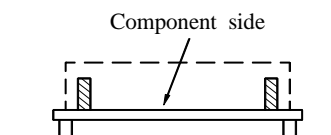
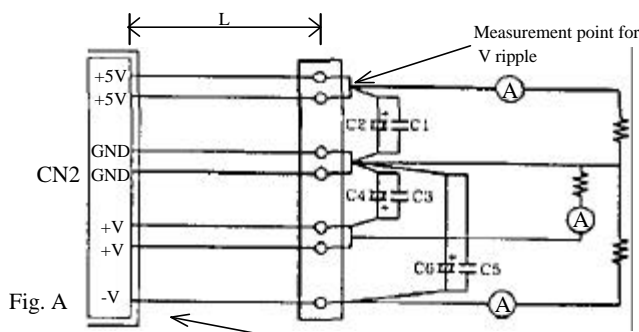
SWT65 SPECIFICATION

CA703-01-01D

ITEMS		MODEL	SWT65-522			SWT65-525			SWT65-5FF		
			CH1	CH2	CH3	CH1	CH2	CH3	CH1	CH2	CH3
1	NOMINAL OUTPUT	V	+5	+12	-12	+5	+12	-5	+5	+15	-15
2	MIN. OUTPUT CURRENT	A	0.3	0	0	0.3	0	0	0.3	0	0
3	MAX. OUTPUT CURRENT	A	6	2.5	0.5	6	2.5	0.5	6	1.8	0.5
4	PEAK OUTPUT CURRENT	A	-	-	-	-	-	-	-	-	-
5	MAX. OUTPUT POWER	W	66			62.5			64.5		
6	EFFICIENCY (TYP) (* 1)	-	72%								
7	INPUT VOLTAGE RANGE (* 2)	-	AC85 -132V , 170-265V(auto selectable), 47-63Hz								
8	INPUT CURRENT (TYP) (* 1)	-	1.71A(Vin=100VAC) / 0.86A(Vin=200VAC)								
9	INRUSH CURRENT (TYP)	-	30A / 100VAC, 30A / 200VAC (cold start , Ta=25°C)								
10	OUTPUT VOLTAGE	-	CH1 +5V fixed, CH2.3 fixed Shipment condition: CH1: ±1% CH2(+12V): ±3% ; CH2(+15V):±5% CH3: ±5%								
11	MAX. RIPPLE & NOISE (* 3)	-	±5V: 120mV; ±12V: 150mV; ±15V: 150mV								
12	MAX. LINE REGULATION (*3,4)	-	CH1: 1%, CH2: 2%, CH3: 1%								
13	MAX. LOAD REGULATION (*3,5)	-	CH1: 2%, CH2: 4%, CH3: 2%								
14	MAX. TEMPERATURE (*3,6)	-	0.04%/°C								
15	OVER CURRENT (* 7)	-	Automatic recovery, O.C.P point : 105% ~								
16	OVER VOLTAGE (* 8)	-	6V ~ (CH1 only)								
17	HOLD - UP TIME (TYP) (* 1)	-	17ms (Input 100 VAC)								
18	OPERATING (* 9)	-	Convection cooling 0-50°C:100% load; 60°C:70% load								
19	OPERATING HUMIDITY	-	30%~90%RH								
20	STORAGE TEMPERATURE	-	-20°C ~ +85°C								
21	STORAGE HUMIDITY	-	10%~95%RH								
22	COOLING	-	Convection cooling								
23	EMI	-	Conform to FCC-B, VCCI-2, EN55022B								
24	WITHSTAND VOLTAGE	-	I/P-O/P: 3kVAC(20mA), I/P-FG: 2.5kVAC(20mA), O/P-FG: 500VAC(100mA) for 1min								
25	ISOLATION RESISTANCE	-	More than 100MΩ at Ta=25°C and 70%RH, Output - FG 500VDC								
26	VIBRATION	-	10 - 55Hz Amplitude (sweep 1min) Less than 19.6m/s ² X ,Y ,Z 1Hr each								
27	SHOCK	-	Less than 196.1m/s ²								
28	OUTPUT GROUNDING	-	All channels common ground (2 terminals)								
29	SAFETY	-	Conform to UL1950, CSA950, EN60950, DENTORI								
30	WEIGHT	-	350g								
31	SIZE (W*D*H)	m/m	88.9 x 152.4 x 45.0								
		inch	3.50 x 6.00 x 1.77 (3.15 x 4.80 mounting hole Φ 3.5mm)								

NOTES:

- *1: At 100VAC, 200VAC and MAX. OUTPUT POWER (Convection cooling), Ta=25°C.
- *2: For cases where conformance to various safety specs (UL,CSA, EN) are required to be described as 100-120VAC, 200-240VAC, 50/60 Hz on name plate.
- *3: Please refer to Fig A for measurement determination of line & load regulation and output ripple voltage.
(Measure with JEITA RC-9131 probe)
- *4: From 85-132VAC / 170-265VAC, constant load.
- *5: From Min. load - Full load (Maximum power), constant input voltage.
- *6: From 0°C ~ +50°C, constant input voltage and load.
- *7: Current limiting with automatic recovery. Avoid to operate over load or dead short for more than 30 seconds.
- *8: Over voltage clamping by zener diode
- *9: At standard mounting method, Fig B.



L: 150mm AWG#18
 C1,C3,C5: Film Cap 0.1μF
 C2,C4,C6: Elec. Cap 100μF
 Bandwidth of scope: 100MHz

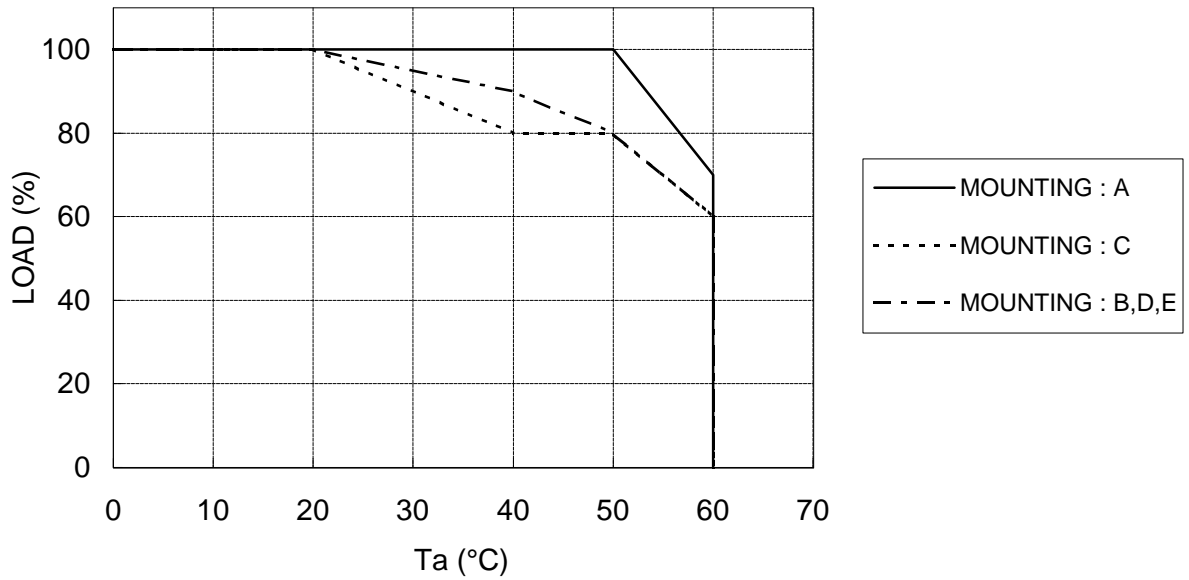
SWT 65 OUTPUT DERATING

NEMIC-LAMBDA

CA703-01-03A

Ta (°C)	LOAD (%)				
	MOUNTING : A	MOUNTING : B	MOUNTING : C	MOUNTING : D	MOUNTING : E
0	100	100	100	100	100
20	100	100	100	100	100
40	100	90	80	90	90
50	100	80	80	80	80
60	70	60	60	60	60

OUTPUT DERATING CURVE



MOUNTING : A

MOUNTING : B

MOUNTING : C

MOUNTING : D

MOUNTING : E

DON'T USE

(STANDARD MOUNTING)

