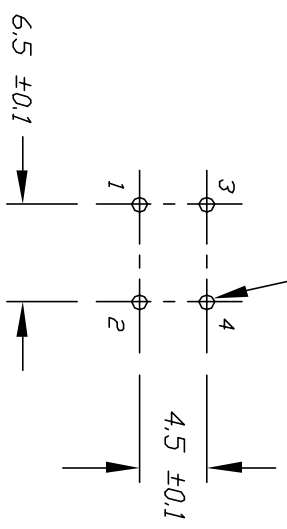
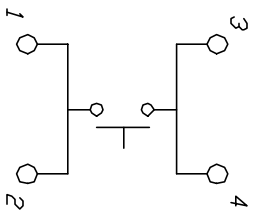
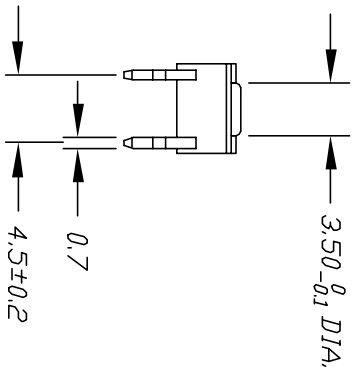
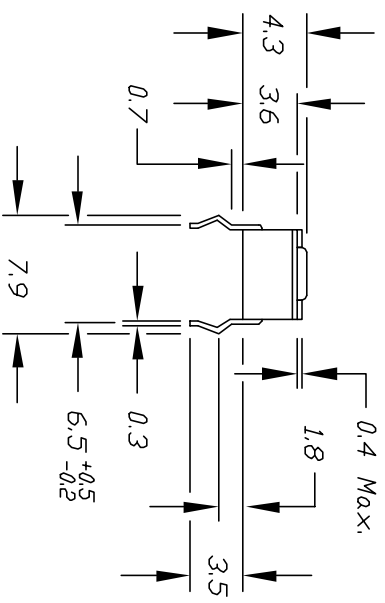


1.0 ±0.05 DIA. HOLES (4)



RECOMMEND P.C.B. HOLES



CIRCUIT: SPST

CONTACT CONFIGURATION

NOTES:

1. ALL DIMENSIONS IN MM
2. TERM. NOS. FOR REF ONLY
3. TRAVEL: 0.25 +0.2/-0.1mm
4. CONTACT RESISTANCE: 100m Ohms Max.

**E-SWITCH®**

REV.		DESCRIPTION	DATE	CHKD	TOLERANCES		TITLE	SCALE	DATE	DR	DWG	REV
A		RELEASED FOR PRODUCTION			±0.4	±0.25	TL 1105 (100 GF/4.3mm BRN) Q	2:1	12/10/96	MM	P010018	A
<p>THE INFORMATION CONTAINED IN THIS DOCUMENT IS PROPRIETARY TO E-SWITCH AND IS NOT TO BE COPIED OR TRANSMITTED</p>												