


194 0.05% accuracy*, 50,000 count display, CAT IV 600volts, True RMS DMM

Test the TPI advantage

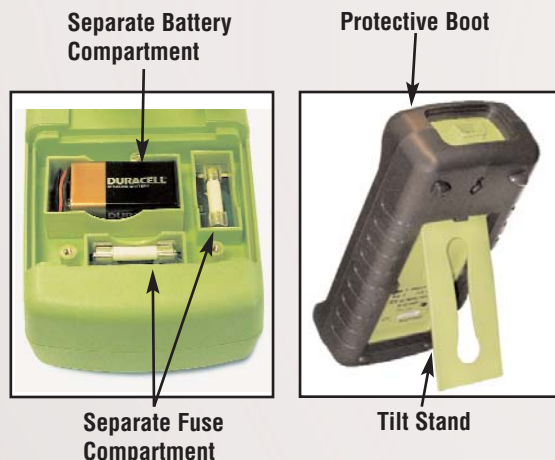


- 0.05%
* basic DCV accuracy
- 50,000 count display
- CAT IV 600 Volts
- True RMS DMM
- Time Stamp Logging
- Optional PC Output with A192
- Pulse Width
- Duty cycle (% pulse width modulation) for measuring modulating gas valves



AC/DC volts, AC/DC amps, resistance, audible continuity, diode test, frequency, capacitance, and temperature

Plus: db, inductance, conductance, duty cycle, pulse width and time stamp logging

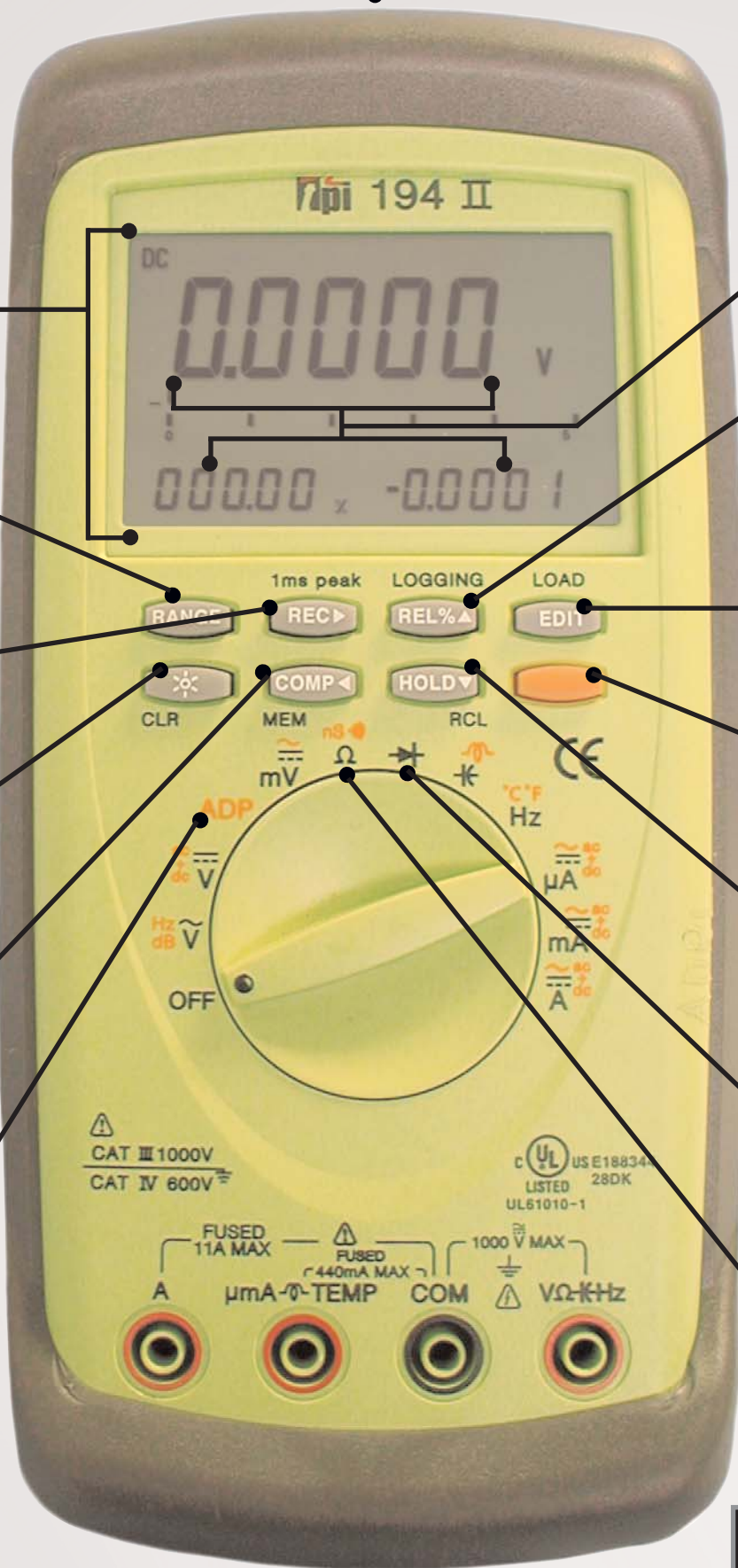


Easy to Use

Limited Lifetime Warranty

www.tpi-thevalueleader.com

	TPI Part Number 194
Range Selection	
Auto / Manual	•
Display Specifications	
50,000 Count Triple Display	•
Analog Bar Graph	•
Backlight	•
Basic Functions	
AC / DC Volts, AC / DC Amps, Resistance, Diode Test, Audible Continuity	•
Additional Functions	
True RMS, Frequency Capacitance, Temperature	•
dB	•
Inductance	•
Conductance	•
Duty Cycle	•
Pulse Width	•
Data Hold	•
Min / Max Record	•
Relative Mode, Compare Mode	•
Additional Features	
Time Stamp Logging	•
PC Output (Optional A192 cable & software required)	•
Frequency Check in Volt Mode	•
Closed Case Calibration	•
Separate Fuse / Battery Access	•
Protective Boot	•
Range & Resolution	
Basic DC Accuracy	0.05%
DC Voltage (maximum)	1000V
Input Impedance	10MΩ
Resolution (maximum)	0.001mV
AC Voltage (maximum)	1000V
Input Impedance	10MΩ
Resolution (maximum)	100μV
DC Amps (maximum)	10A
Resolution (maximum)	0.01μA
AC Amps (maximum)	10A
Resolution (maximum)	0.01μA
Resistance (maximum)	50MΩ
Resolution (maximum)	0.01Ω
Frequency (maximum)	5MHz
Resolution (maximum)	0.001Hz
Temperature (maximum)	2462 °F
Resolution (maximum)	0.1 °F
Capacitance (maximum)	20000μF
Resolution (maximum)	0.001uF
Inductance (maximum)	300mH
Resolution (maximum)	0.01mH
Conductance	50nS
Duty Cycle	0.1 to 99.9%
Pulse Width	500mS, 1S
dB	60dB
Agency Approval	
CE IEC 61010	CAT III 1000V
cULus 61010	CAT IV 600V
LIST PRICE	\$259.95



PC OUTPUT:
Isolated optical to
USB output
(Optional A192
cable & software
required)

**TRIPLE
DISPLAY:**
Shows more
information
simultaneously

REL%:
Display
measured values
relative to a stored
value and as a
percentage of the
stored value

EDIT:
Used when
manually
entering
values

**Function
Key:**
Select between
multiple functions
at each selector
position.

HOLD:
Freezes
measured values
on the
display

DIODE TEST:
Displays
approximate
forward bias
voltage of a
diode

**RESISTANCE,
CONTINUITY &
BUZZER**

**Large 50,000
count display
with bargraph**

RANGE:
Select
between auto
and manual
ranging

REC:
Display the
minimum,
maximum, and
average reading
being
measured

BACKLIGHT:
Allows viewing
in low light
conditions

COMP:
Compare a
measured value
to a manually
entered value

ADP: Selector
position when
using optional
accessory adapters
• A254 low AC/DC
amp clamp
• A256 AC/DC
amp clamp
• A296 high AC/DC
amp clamp
• A620 pressure
adapter

TPI 194 comes with:
• A085 silicone test leads with alligator clips
• A106 temperature input adapter
• GK11M beaded K-type temperature probe

**Photo is actual size
With Protective Boot
8.7 x 4.3 x 2.6**